

AOSSM 2010

> ANNUAL MEETING

July 15–18, 2010
Rhode Island
Convention Center
PROVIDENCE, RI



Preliminary
Program





**Cast Off for
Providence!**

The American Orthopaedic Society for Sports Medicine (AOSSM) is sailing into exciting and uncharted waters at its 2010 Annual Meeting in Providence, Rhode Island, July 15–18th. We invite you to this exciting east coast city that combines the best of New England into one convenient and colorful package.

2010 Program Chair, Neal ElAttrache MD, has assembled a meeting that promises to give you access to the best and brightest in sports medicine and unparalleled knowledge

about a multitude of topics, including the latest in knee, shoulder, hip and elbow research and repair plus much more. A few key program highlights include:


- ▶ **Live surgical skills, pre-conference workshop** – Sponsored jointly by AOSSM and ISAKOS, members will be able to participate in a hands-on specimen lab and observe live knee and shoulder surgical procedures. *Current Concepts in Sports Medicine Surgery: A Global Perspective on the Treatment of Sports Injuries* will also be supported by an online module that registrants will receive prior to the course.
- ▶ **24 instructional courses** developed by Instructional Course Chair, Charles Bush-Joseph MD. Attendees can choose from a variety of options, including Surgical Management of Failed ACL Surgery, Hand and Wrist Injuries, Stress Management for the Sports Medicine Specialist, Knee Multiligament Options and Controversies, Biceps Tendon Injuries: From Shoulder to Elbow and Evaluation and Management of Sports-Related Concussion.
- ▶ The latest in sports medicine research displayed in our **33 scientific posters**. Be sure to check them out on your way to the exhibit hall!
- ▶ **Presidential Guest Speaker**, and former Louisiana State University, Hall of Fame, Basketball Coach, Dale Brown will share his inspirational message on leadership and winning during his speech on Saturday morning.
- ▶ An **interactive workshop** for the young sports medicine specialist on developing a practice and credibility in the field.

Our half-day educational format is specially designed to allow attendees and their families the opportunity to enjoy the afternoons together and discover the beauty of Providence and its surrounding area. This year AOSSM will also be hosting WaterFire during our Saturday family event. This amazing spectacle includes the illumination of a hundred sparkling bonfires, the flickering firelight on the arched bridges, hundreds of torch-lit vessels traveling down the river, and enchanting music from around the world. For more information on all that the Annual Meeting has to offer, please visit the AOSSM Web site at www.sportsmed.org.

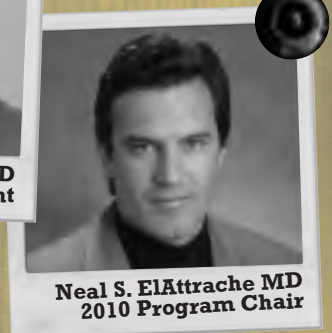
Come join us in Providence, as we celebrate our accomplishments and cast off into the next decade of sports medicine education and research.

Sincerely,

James R. Andrews MD
President



James R. Andrews MD
President



Neal S. ElAttrache MD
2010 Program Chair

Looking forward to seeing
you in Providence!

2009–2010 PROGRAM COMMITTEE

Neal S. ElAttrache MD, *2010 Program Chair*
Charles A. Bush-Joseph MD, *IC Course Chair*
Brian J. Cole MD, MBA
Marlene DeMaio MD
Christopher D. Harner MD
Darren L. Johnson MD, BS

2009–2010 ABSTRACT PANEL REVIEWERS

Christopher S. Ahmad MD, Basic Science
David W. Altchek MD, Upper Extremity
J.W. Thomas Byrd MD, Miscellaneous
David R. Diduch MD, Basic Science
Jeffrey R. Dugas MD, Lower Extremity
Marc T. Galloway MD, Basic Science
David R. McAllister MD, Lower Extremity
Eric C. McCarty MD, Lower Extremity
Scott D. Mair MD, Upper Extremity
Claude T. Moorman III, MD, Miscellaneous
Robert A. Pedowitz MD, PhD, Upper Extremity
Carol C. Teitz MD, Miscellaneous

2009–2010 BOARD OF DIRECTORS

James R. Andrews MD
President

Robert A. Stanton MD
President-Elect

Peter A. Indelicato MD
Vice President

Jo A. Hannafin MD, PhD
Secretary

Robert A. Arciero MD
Treasurer

Freddie H. Fu MD
Past President

Bernard R. Bach Jr, MD
Past President

William N. Levine MD
Member-At-Large

Mininder S. Kocher MD, MPH
Member-At-Large

Allen F. Anderson MD
Member-At-Large

Patricia A. Kolowich MD
Ex Officio Member

Bruce Reider MD
*Executive Editor, Medical Publishing and
Editor-In-Chief, AJSM*

Barry P. Boden MD
Council Chair-Communication

Michael G. Ciccotti MD
Council Chair-Education

Scott A. Rodeo MD
Council Chair-Research

TABLE OF CONTENTS

Meeting Format	2
AOSSM & ISAKOS Pre-Conference Program	2
Presidential Guest Speaker	3
SPTS-AOSSM Pre Conference Program	5
Conference Agenda	5
Posters	12
Instructional Courses	14
AJSM Reviewer's Workshop	20
Young Sports Medicine Specialists' Workshop	20
General Information	21
Social Functions and Daily Activities	24
Upcoming AOSSM Meetings	27
AOSSM Abstract Submission	27
AOSSM & ISAKOS Pre-Conference Registration Form	28
AOSSM Advance Registration Form	30

AOSSM SUPPORTERS

AOSSM gratefully acknowledges the following companies who have made sponsorship commitments for 2010 as of January 31, 2010.

- Arthrex, Inc.
- Biomet Sports Medicine
- BREG, Inc.
- ConMed Linvatec
- DePuy Mitek
- DJO Incorporated
- Genzyme Biosurgery
- Musculoskeletal Transplant Foundation
- Ossur Americas
- RTI Biologics, Inc.
- Smith & Nephew Endoscopy
- Stryker Endoscopy

Companies wishing to become supporters of AOSSM are encouraged to visit www.sportsmed.org for a list of sponsorship opportunities or call Debbie Cohen, Director of Corporate Relations, at 847/251-6288.

MEETING FORMAT

DESCRIPTION

The AOSSM 2010 Annual Meeting is designed to identify areas of recent research in the field of orthopaedic sports medicine relevant to practicing physicians, surgeons, and allied health professionals. This information is provided through scientific paper presentations, hot topics, updates, question and answer sessions, surgical video demonstrations, spotlights on surgical techniques, symposia, current concepts, overviews, clinical insights and/or debates.

MEETING OBJECTIVES

Upon completion of this educational activity, learners should be able to:

- › Identify and evaluate recent research in the field of orthopaedic sports medicine
- › Identify, evaluate, and implement orthopaedic sports medicine diagnostic, surgical, non-operative, and other therapeutic measures and techniques
- › Identify specific topical problems endemic to the orthopaedic sports medicine practitioner
- › Identify and apply strategies to improve patient outcomes

TARGET AUDIENCE

This program is directed toward orthopaedic surgeons, physicians, and allied health professionals in the field of sports medicine or related fields of practice.

STATEMENT OF NEED

The American Orthopaedic Society for Sports Medicine has determined a need for this continuing medical education program based upon previous course evaluations, the AOSSM Self Assessment, and the AOSSM CME curriculum. The content of this meeting has been selected on criteria that are topical, timely, suggested in evaluations provided by AOSSM membership and leadership, peer reviewed by the AOSSM Program Committee and Panel Reviewers, and the AOSSM CME curriculum.

PREREQUISITES

A basic understanding of the mechanics of sports injuries, as well as a familiarity with the pertinent anatomy and physiology of the upper and lower extremities and the spine, is suggested.

WEDNESDAY, JULY 14, 2010

AOSSM & ISAKOS PRE-CONFERENCE PROGRAM

Current Concepts in Sports Medicine Surgery: A Global Perspective on the Treatment of Sports Injuries

AOSSM CO-CHAIRS:

Frederick M. Azar MD (Lower Extremity)
Felix H. Savoie III, MD (Upper Extremity)

ISAKOS CO-CHAIRS:

Annunziato Amendola MD (Lower Extremity)
Stephen S. Burkhart MD (Upper Extremity)

Additional Planning Committee Members:

Michael G. Ciccotti MD,
AOSSM Education Committee Chair
Neal S. ElAttrache MD,
AOSSM 2010 Program Chair

7:25 am – 4:30 pm

Location: Rhode Island Convention Center,
Hall B – Level 3

Program Costs:

Registration fees are based on the specific sessions that you will select. Register for this surgical skills-based, pre-conference via the Advance Registration Form included in this preliminary program.

Accreditation:

The American Orthopaedic Society for Sports Medicine is accredited by the Accreditation Council for Continuing Medical Education (ACCME) to provide continuing medical education for physicians.

AMA / PRA:

The American Orthopaedic Society for Sports Medicine designates this educational activity for a maximum of **9 AMA PRA Category 1 Credits™**. Physicians should only claim credit commensurate with the extent of their participation in the activity.

Statement of Need:

The American Orthopaedic Society for Sports Medicine has determined a need for this educational activity based on previous course evaluations, AOSSM surveys, AOSSM CME curriculum, Self Assessment, and topics provided by AOSSM membership and leadership.

Target Audience:

This highly interactive, pre-conference workshop has been designed for practicing orthopaedic sports medicine and arthroscopic surgeons.

Objectives:

Upon completion of this Pre-Conference Program, learners should be able to:

- › Compare and contrast various surgical procedures of the knee and shoulder
- › Describe complications of these knee and shoulder procedures and how to avoid them
- › Distinguish between or among the equipment alternatives necessary to perform these procedures

PROGRAM DESCRIPTION:

The AOSSM/ISAKOS Pre-Conference program has been designed to capitalize on the expertise of both societies by providing a truly unique and highly interactive educational opportunity. Through live surgical demonstrations and hands-on (specimen) workshops, this jointly-sponsored program has been designed to immerse you in a variety of knee and shoulder surgical procedures.

Prepare for the hands-on workshops by enrolling in the online component to be completed **prior** to the conference. In addition, you will need to complete a brief pretest designed to focus your learning experience. After completing the online activity, you will have an opportunity to complete a brief post-test and then use the feedback you receive to determine what questions you'll pursue during the Pre-conference workshop.

Online Knee Topics and Faculty:

New Approaches for ACL Grafts and Techniques – Frederick M. Azar MD
 Meniscal Repair Techniques – Rick W. Wright MD
 Cartilage Restoration Procedures – Andreas H. Gomoll MD
 Posterolateral Instability/Anatomic Dissection – Annunziato Amendola MD

Online Shoulder Topics and Faculty:

Arthroscopic Bankart Repair – Felix H. Savoie III, MD
 Arthroscopic Rotator Cuff Repair – Stephen S. Burkhart MD with
 Neal S. ElAttrache MD
 Arthroscopic SLAP Repair – Michael G. Ciccotti MD
 Anatomic Dissection after Repair or Open Latarjet – Ian KY Lo MD

Knee Workshop Includes:

- > ACL Grafts
- > Meniscal Repair
- > Cartilage Restoration
- > Posterolateral Instability/Anatomic Dissection

Shoulder Workshop Includes:

- > Arthroscopic Bankart Repair
- > Arthroscopic Rotator Cuff Repair (Double Row or Single Row)
- > Arthroscopic SLAP Repair
- > Anatomic Dissection after Repair or Open Latarjet

Lower Extremity Live Surgical Demonstrations Include:

- > PCL Reconstruction
- > Medial Patellofemoral Ligament Reconstruction
- > Meniscal Root Tears
- > Articular Resurfacing

Live Lunchtime Surgical Demonstrations Include:

- > Arthroscopic Hip: Treatment of Labral Lesions and Impingement
- > ACL Reconstruction: Single versus Double Bundle

Upper Extremity Live Surgical Demonstrations Include:

- > Latarjet Reconstruction
- > Subscapularis Repair, Coracoplasty and Biceps Tenodesis
- > Arthroscopic AC Joint Reconstruction
- > Suprascapular Nerve Release

Plan now to attend this exceptional and intense surgical skills course, with a world-renowned faculty the day before the start of the AOSSM 2010 Annual Meeting!

AOSSM gratefully acknowledges the following companies for their support of the Pre-conference:
Arthrex Inc., Biomet Sports Medicine, ConMed Linvatec, DePuy Mitek, Smith & Nephew Endoscopy and Stryker Endoscopy.

SEE PAGES 28-29 FOR REGISTRATION INFO

2010 PRESIDENTIAL GUEST SPEAKER • SATURDAY, JULY 17, 2010

The 2010 Presidential Guest Speaker is retired, Hall of Fame Basketball Coach, **Dale Brown**. Coach Brown was at Louisiana State University (LSU) for 25 years from 1972-1997 and is the only SEC coach to have ever appeared in 15 straight national tournaments. He led LSU to two Final Four appearances and four Elite Eight appearances. His team's miraculous finish in 1986 made the LSU Tigers the lowest seed (11th) ever to advance to a Final Four. On nine occasions Brown was selected as SEC Coach of the Year or Runner-Up. On seven occasions he was voted as LSU Basketball Coach of the Year. In addition, he was chosen on two occasions as the National Basketball Coach of the Year. Brown is a member of the North Dakota Sports Hall of Fame and the North Dakota Basketball Coaches Hall of Fame. Since Brown's retirement from LSU he has become an author of several books, a national motivational speaker, a basketball analyst for Fox Sports Radio and the creator of a syndicated radio program. He currently serves as CEP of Dale Brown Enterprises and the Dale Brown Foundation and is a member of the STOP Sports Injuries Council of Champions. He'll share his philosophy of winning and leadership with attendees on Saturday, July 17.



AOSSM & ISAKOS PRE-CONFERENCE PROGRAM

Current Concepts in Sports Medicine Surgery: A Global Perspective on the Treatment of Sports Injuries

AGENDA

- 6:15 am Continental Breakfast (included with registration)
- 7:25 – 7:30 am **WELCOME** by AOSSM & ISAKOS Conference Chairs
Annunziato Amendola MD
Frederick M. Azar MD
Stephen S. Burkhart MD
Felix H. Savoie III, MD

Hands-on Knee and Shoulder Specimen Workshops Schedule

- Workshop Session I: 7:30 am-10:30 am
- Workshop Session II: 1:00 – 4:00 pm

Knee Workshop:

- › ACL Grafts and Technique: New Approaches
- › Meniscal Repair Techniques
- › Cartilage Restoration Procedures
- › Posterolateral Instability/Anatomic Dissection

FACULTY:

F. Alan Barber MD
Craig R. Bottoni MD
Moises Cohen MD, PhD
David R. Diduch MD
Darren L. Johnson MD
Donald H. Johnson MD
Christopher C. Kaeding MD
Jason L. Koh MD
Keith W. Lawhorn MD

David M. Lintner MD
James H. Lubowitz MD
Jefferey Michaelson MD
John C. Richmond MD
Ronald M. Selby MD
Nicholas A. Sgaglione MD
Paul M. Sethi MD
Mark E. Steiner, MD
Armando F. Vidal MD

Shoulder Workshop:

- › Arthroscopic Bankart Repair
- › Arthroscopic Rotator Cuff Repair (Double Row or Single Row)
- › Arthroscopic SLAP Repair
- › Anatomic Dissection after Repair or Open Latarjet

FACULTY:

Jeffrey S. Abrams MD
Mark J. Albritton MD
Frank O. Bonnarens Jr, MD
Brian D. Busconi MD
Paul J. Favorito MD
Larry D. Field MD
Mark H. Getelman MD
Dan Guttman MD
Thomas R. Hackett MD

Laurence D. Higgins MD
Sherwin S.W. Ho MD
Augustus D. Mazzocca MD, MS
James O'Holleran MD
Matthew T. Provencher MD
John Randle MD
David J. Schneider MD
Michael A. Terry MD
William B. Workman MD

LIVE SURGICAL DEMONSTRATIONS: Lower Extremity

Session I – 7:30 – 10:50 am

Moderators: Annunziato Amendola MD, Frederick M. Azar MD

- 7:30 – 8:00 am **Demo #1 – PCL Reconstruction** – Pier Paolo Mariani MD
- 8:00 – 8:10 am **Pitfalls and Pearls** – Moises Cohen MD, PhD
- 8:10 – 8:20 am **Discussion**
- 8:20 – 8:50 am **Demo #2 – Medial Patellofemoral Ligament Reconstruction** – Jack Farr II, MD
- 8:50 – 9:00 am **Pitfalls and Pearls** – Eiki Nomura MD, PhD
- 9:00 – 9:10 am **Discussion**
- 9:10 – 9:40 am **Demo #3 – Meniscal Root Tears: Evaluation and Surgical Management** – You May Not have Seen It, but It has Seen You – Christopher D. Harner MD
- 9:40 – 9:50 am **Pitfalls and Pearls** – Ramon Cugat MD
- 9:50 – 10:00 am **Discussion**
- 10:00 – 10:30 am **Demo #4 – Articular Resurfacing** – Andreas H. Gomoll MD
- 10:30 – 10:40 am **Pitfalls and Pearls** – Maurizio Marcacci MD
- 10:40 – 10:50 am **Discussion**
- 10:50 – 11:00 am **Transition to Lunchtime Demos & Break**
- 11:00 – 12:40 pm Lunchtime Live Surgical Demonstrations**
Moderator: Bryan T. Kelly MD
- 11:00 – 11:30 am **Demo #5 – Arthroscopic Hip: Treatment of Labral Lesions and Impingement** – Marc J. Philippon MD
- 11:30 – 11:35 am **Pitfalls and Pearls** – Bryan T. Kelly MD
- 11:35 – 11:40 am **Discussion**
- 11:40 am – 12:40 pm Lunchtime Live Surgical Demonstrations**
Moderator: James R. Andrews MD
- 11:40 am – 12:20 pm **Demo #6 – ACL Reconstruction: Single versus Double Bundle** – William G. Clancy Jr, MD, Freddie H. Fu MD
- 12:20 – 12:40 pm **Discussion**

LIVE SURGICAL DEMONSTRATIONS: Upper Extremity

Session II – 1:00 – 4:30 pm

Moderators: Stephen S. Burkhart MD, Felix H. Savoie III, MD

- 1:00 – 1:30 pm **Demo #7 – Latarjet Reconstruction** – Johannes Barth MD
- 1:30 – 1:40 pm **Pitfalls and Pearls** – Peter J. Millett MD, MSc
- 1:40 – 1:50 pm **Discussion**
- 1:50 – 2:20 pm **Demo #8 – Subscapularis Repair, Coracoplasty and Biceps Tenodesis** – Felix H. Savoie III, MD
- 2:20 – 2:30 pm **Pitfalls and Pearls** – Seung Ho Kim MD, PhD
- 2:30 – 2:40 pm **Discussion**
- 2:40 – 3:10 pm **Demo #9 – Arthroscopic AC Joint Reconstruction** – Andreas B. Imhoff MD
- 3:10 – 3:20 pm **Pitfalls and Pearls** – Paul C. Brady MD
- 3:20 – 3:30 pm **Discussion**
- 3:30 – 4:00 pm **Demo #10 – Suprascapular Nerve Release** – Philippe Hardy MD, PhD
- 4:00 – 4:10 pm **Pitfalls and Pearls** – Matthew T. Provencher MD
- 4:10 – 4:20 pm **Discussion**
- 4:20 – 4:30 pm **Closing Remarks**

WEDNESDAY, JULY 14, 2010
12:00 – 5:15 pm

**SPTS-AOSSM
PRE-CONFERENCE PROGRAM**

All are invited to attend this complimentary course

Location: Rhode Island Convention Center
Hall D – Level 3

- 12:00 – 12:05 pm **Introduction**
Turner A. "TAB" Blackburn Jr, MED, PT, ATC
- 12:05 – 12:35 pm **ACL Injuries in Females**
Edward M. Wojtys MD
- 12:35 – 1:05 pm **Prevention of ACL Injuries in Females**
Barbara Hooogenboom EdD, PT, SCS, ATC
- 1:05 – 1:15 pm **Question & Answer Session**
- 1:15 – 1:45 pm **UCL Reconstruction**
Mark S. Schikendantz MD
- 1:45 – 2:15 pm **UCL Reconstruction Rehabilitation**
Gary Calabrese PT
- 2:15 – 2:25 pm **Question & Answer Session**
- 2:25 – 2:55 pm **Posterior Shoulder Instability, a Perplexing
Development**
Angelo J. Colosimo MD
- 2:55 – 3:25 pm **Rehabilitation of Posterior Shoulder Instability**
Robert E. Mangine MED, PT, ATC
- 3:25 – 3:35 pm **Question & Answer Session**
- 3:35 – 5:05 pm **Prevention of Golf Injuries: Hip Back Shoulder**
J.W. Thomas Bryd MD
Lance Gill ATC
Michael Voight DHSc, PT, ATC
Turner A. Blackburn Jr, MED, PT, ATC
- 5:05 – 5:15 pm **Question & Answer Session**

**On Behalf of AOSSM and SPTS,
thanks to all for attending.**

**CONFERENCE
AGENDA**



AOSSM 2010
> ANNUAL MEETING
July 15–18, 2010 > Providence, RI

- 6:15 am Continental Breakfast
- 6:45–8:15 am Instructional Courses
- 7:30 am–1:00 pm Exhibits**
Scientific Session: Ballroom A–E—Level 5
- 8:30–8:35 am Welcome and Announcements
James R. Andrews MD, AOSSM President
Neal S. ElAttrache MD, AOSSM 2010 Program Chair
- 8:36–8:59 am Scientific Session: Team Physician—Game Time Pain Management**
Moderator: Russell F. Warren MD
- 8:36–8:41 am Local Anesthetics Use Following a Lateral Ankle Sprain Does not Suppress Muscle Activity
David A. Stone MD, John Abt PhD,
Anthony House MS, ATC, Jon Akins MS,
Jon Pederson ATC, Karen Keenan MS, ATC,
Scott Lephart PhD, ATC
- 8:42–8:47 am Chondrotoxicity of Commonly used Single Injection Corticosteroids
Jason L. Drago MD
- 8:48–8:59 am **Update:** Game Time Pain Management
Lee D. Kaplan MD, Russell F. Warren, MD
- 9:00–9:20 am **Update:** Evaluation & Treatment of In-Season Anterior Hip Pain in the Athlete
Marc R. Safran MD
- 9:21–9:39 am **Update:** Concussion
Michael W. Collins PhD
Vernon B. Williams MD
- 9:40–9:48 am Question & Answer Session
- 9:49–10:31 am Symposium: Critical Issues in Orthopaedic Sports Medicine**
Moderator: Annunziato Amendola MD
- 9:49–10:09 am **Update:** Conflict of Interest
Scott Becker JD
- 10:10–10:20 am **Update:** Maintenance of Certification (MOC)
David F. Martin MD
- 10:21–10:31 am Question & Answer Session
- 10:32–10:37 am OREF Presentation
- 10:38–10:53 am **First Business Meeting (MEMBERS ONLY)**
- 10:54–11:20 am Break

CONCURRENT SESSION A: BALLROOM A–E—LEVEL 5

- 11:20–11:37 am Scientific Session: ACL—Basic Science**
Moderator: Rick W. Wright MD
- 11:20–11:25 am The Effect of Meniscal Loss on Knee Stability After Single-Bundle ACL Reconstructions: A Cadaveric Experiment
Frank Petrigliano MD, Volker Musahl MD,
Musa Citak MD, Eduardo Suero MD, Andrew Pearle MD
- 11:26–11:31 am **Cabaud Memorial Award Presentation**
A Comparison of Single and Double Bundle ACL Reconstructions on Pivot Shift Kinematics in ACL and Meniscus Deficient Knees
Volker Musahl MD, Asheesh Bedi MD, Musa Citak MD,
Padhraig F. O'Loughlin MD, Daniel Choi MS,
Andrew D. Pearle MD
- 11:32–11:37 am Transtibial versus Medial Portal Drilling of the Femoral Tunnel in ACL Reconstruction: The Effect of Notchplasty on Recreating the Normal Femoral Origin of the ACL
Jeffrey R. Dugas MD, E. Lyle Cain Jr, MD,
Jesse L. Pace DO, Becky Bolt MS, Shane Wear MD
- 11:38–12:04 pm Scientific Session: ACL—Clinical**
Moderator: Walter R. Lowe MD
- 11:38–11:43 am Double-Bundle versus Single-Bundle Anterior Cruciate Ligament Reconstruction: Prospective, Randomized Clinical and Magnetic Resonance Imaging Study with 2-Year Follow-up
Timo Jaakko Jarvela MD
- 11:44–11:49 am In Vivo Stability and Clinical Outcome Comparisons of Anterior Cruciate Ligament Reconstruction Using Low and High Femoral Tunnel Positions
Jong Keun Seon MD, Sang Jin Park MD,
Mun Su Jeong MD, Keun Bae Lee MD,
Chan Hee Park MD, Young Hoon Park MD,
Eun Kyoo Song MD
- 11:50–11:55 am Analysis of Graft Type, Age and Tegner Level with Recurrent Anterior Cruciate Ligament Instability
Gene R. Barrett MD, **Jason A. Craft MD**,
Austin Barrett MD, William H. Replogle PhD,
Josie Manley BS
- 11:56 am–12:04 pm Question & Answer Session
- 12:05–12:34 pm Scientific Session: ACL—General**
Moderator: Darren L. Johnson MD
- 12:05–12:12 pm **NCAA Research Award**
Biomechanical Measures During Landing and Postural Stability Predict Second Anterior Cruciate Ligament Injury after ACL Reconstruction and Return to Sport
Mark V. Paterno PT, MS, SCS, ATC,
Laura C. Schmitt PT, PhD, Kevin R. Ford PhD,
Mitchell J. Rauh PT, PhD, MPH, FACSM,
Gregory D. Myer MS, CSCS, Bin Huang PhD,
Timothy E. Hewett, PhD, FACSM
- 12:13–12:18 pm Longitudinal Prognosis and Predictors Six Years after ACL Reconstruction utilizing IKDC, KOOS and Marx Scales: A Multicenter Cohort Study
Kurt P. Spindler MD, Laura J. Huston MS, Angel An MS,
Warren R. Dunn MD, MPH
- 12:19–12:24 pm Predictors of Radiographic Knee Osteoarthritis after Anterior Cruciate Ligament Reconstruction
Ryan Tianran Li BSE, Stephan Lorenz MD,
Christopher D. Harner MD, Freddie H. Fu MD,
James J. Irrgang PhD, PT, ATC

Presenters are in bold.

**CONCURRENT SESSION A:
BALLROOM A–E — LEVEL 5**

- 12:25–1:10 pm **Symposium:** ACL Reconstruction
Moderator: Christopher D. Harner MD
- 12:25–12:41 pm **Tunnels & Bundles: Point/Counterpoint**
Freddie H. Fu MD, Bernard R. Bach Jr, MD
- 12:42–12:58 pm **Graft Choice: Point/Counterpoint**
William G. Clancy Jr, MD, Peter A. Indelicato MD
- 12:59–1:10 pm **Question & Answer Session**



AOSSM 2010
ANNUAL MEETING
 July 15–18, 2010 > Providence, RI

Presenters are in bold.

**CONCURRENT SESSION B:
HALL D — LEVEL 3**

- 11:20–11:58 am **Scientific Session:** Hip—General
Moderator: Marc J. Philippon MD
- 11:20–11:25 am **Excellence in Research Award Presentation**
The Effect of Acetabular Labral Tears on Hip Stability and Labral Strain in a Joint Compression Model
Matthew V. Smith MD,
Hemang B. Panchal MBBS, MPH,
Ramon A. Ruberte Thiele MS, Jon K. Sekiya MD
- 11:26–11:31 am Effect of Acetabular Labral Tears on Proprioceptive Parameters of the Human Hip Joint
Allston J. Stubbs MD, David Holst BS,
Benjamin L. Long BS, Beth P. Smith PhD,
Martin L. Tanaka PhD
- 11:32–11:37 am Hip Pain Referral Patterns in Patients with Labral Tears: Analysis Based on Intra-articular Injections, Hip Arthroscopy, and a New Pain “Circle” Diagram
Douglas R. Arnold MD, James S. Keene MD,
Donna G. Blankenbaker MD, Arthur A. DeSmet MD
- 11:38–11:43 am Computer-Assisted Modeling In the Diagnosis and Management of Femoroacetabular Impingement (FAI)
Asheesh Bedi MD, Mark Dolan MD,
Joseph Lipman MSc, Bryan T. Kelly MD
- 11:44–11:49 am Outcomes After the Arthroscopic Treatment of Femoro-Acetabular Impingement in a Mixed Group of High Level Athletes
Shane J. Nho MD, MS, Christopher Singh BA,
Erin Magennis BA, Bryan T. Kelly MD
- 11:50–11:58 am **Question & Answer Session**
- 11:59 am–12:24 pm **Scientific Session:** Foot and Ankle
Moderator: Matthew J. Matava MD
- 11:59 am–12:04 pm Syndesmotic Ankle Sprains in Professional Football Players: Correlating MRI Appearance with Time of Disability
Robby Singh Sikka MD, Gary B. Fetzer MD,
Jim Maurer ATC, Eric Sugarman ATC,
Michael A. Brown MD, Matthew J. Matava MD,
Rick W. Wright MD, David A. Fischer MD,
Joel L. Boyd MD
- 12:05–12:10 pm Clinical Results and Functional Evaluation of the Chrisman-Snook Procedure for Lateral Ankle Instability in Athletes
Dennis E. Kramer MD, Ruth Solomon Professor Emeritus,
Christine Curtis BS, David Zurakowski PhD,
Lyle J. Micheli MD
- 12:11–12:16 pm Excision of Symptomatic Nonunions of Proximal Fifth Metatarsal Avulsion Fractures in Elite Athletes
J. David Ritchie MD, Jonathan C. Shaver MD,
Robert B. Anderson MD, Scott D. Mair MD
- 12:17–12:24 pm **Question & Answer Session**
- 12:25–1:10 pm **Symposium:** Update on Common In-Season Injuries—Case Based Approach
Moderator: Wayne J. Sebastianelli MD
- 12:25–12:35 pm Peroneus Tendinopathy & Instability
W. Hodges Davis MD
- 12:36–12:46 pm Turf Toe
Richard D. Ferkel MD
- 12:47–12:57 pm Fifth Metatarsal Fractures
Thomas O. Clanton MD
- 12:58–1:10 pm **Question & Answer Session**

- 6:15 am Continental Breakfast
- 6:45–8:15 am Instructional Courses
- 7:30 am–1:00 pm **Exhibits**
Scientific Session: Ballroom A–E—Level 5
- 8:30–8:51 am **Scientific Session**
Moderator: Claude T. Moorman III, MD
- 8:30–8:35 am **Rovere Award**
Champ L. Baker Jr, MD
- 8:36–8:51 am **AMSSM Exchange Lecture**
Biologic Therapy of Tendon and Ligament Injuries
Kimberly G. Harmon MD
- 8:52–9:29 am **Symposium: Biologics**
Moderator: James P. Bradley MD
- 8:52–8:59 am **The Basics of Platelet Rich Therapies**
Steven P. Arnoczky DVM
- 9:00–9:07 am **The UConn Basic Science Experience**
Augustus D. Mazzocca MD, MS
- 9:08–9:15 am **Clinical Update**
Brian J. Cole MD, MBA
- 9:16–9:22 am **Where, When, Why: The Practical Side**
James P. Bradley MD
- 9:23–9:29 am **Question & Answer Session**
- 9:30–9:35 am **Hall of Fame Award Presentations**
- 9:36–9:41 am **Introduction of the AOSSM Presidential Address**
Freddie H. Fu MD
- 9:42–10:12 am **AOSSM Presidential Address**
James R. Andrews MD
- 10:13–10:43 am **Break**

**CONCURRENT SESSION A:
BALLROOM A–E—LEVEL 5**

- 10:44–11:36 am **Scientific Session: Knee: Patellofemoral**
Moderator: Charles A. Bush-Joseph MD
- 10:44–10:49 am **Results of Medial Retinaculum Imbrication Surgery for Patients with Unilateral Patellar Dislocation**
K. Donald Shelbourne MD, **Scott E. Urch MD**, Tinker Gray MA
- 10:50–10:55 am **Medial Patella Ligament Reconstruction, a Prospective Cohort**
Elizabeth A. Arendt MD, Dina K. Adams BS, MSII, Julie Agel ATC
- 10:56–11:16 am **Focus Topic: PF Instability and Arthrosis in the Athlete: Algorithms for Treatment and Return to Play**
Thomas J. Gill IV, MD, Anthony A. Schepsis MD
- 11:17–11:24 am **Question & Answer Session**
- 11:25–11:36 am **Scientific Session: Knee Multiligament**
Moderator: Paul D. Fadale MD
- 11:25–11:30 am **Fibular Collateral Ligament Anatomic Reconstructions: A Prospective Outcomes Study**
Robert F. LaPrade MD, PhD, Stanislav I. Spiridonov BS, Benjamin R. Coobs MD, Paul Ruckert BA, Chad J. Griffith MD
- 11:31–11:36 am **Anatomic Posterolateral Knee Reconstructions Require a Popliteofibular Ligament Reconstruction Through a Tibial Tunnel**
Lars Engebretsen MD, PhD, Mark McCarthy MD, Lawrence Camarda MD, Coen A. Wijdicks MSc, Steinar Johansen MD, Robert F. LaPrade MD, PhD
- 11:37 am–12:10 pm **Symposium: Multi-ligament Knee Injuries Decision Making—Case Based Approach**
Moderator: Christopher D. Harner MD
- 11:37–11:44 am Christopher D. Harner MD
- 11:45–11:52 am Michael J. Stuart MD
- 11:53 am–12:00 pm Daniel E. Cooper MD
- 12:00–12:10 pm **Question & Answer Session**

**CONCURRENT SESSION B:
HALL D—LEVEL 3**

- 10:44–11:14 am **Scientific Session: Shoulder**
Moderator: Ronald E. Glousman MD
- 10:44–10:49 am **Arthroscopic Treatment of Shoulder Instability in the Adolescent**
Lawrence Wells MD, Patrick O. O'Toole MD, Keith Baldwin MD, MPH, MSPT, Matthew Wilson BS, Stephanie Cody BS
- 10:50–10:55 am **Clinical Grading of Hill-Sachs Injuries: Association with Glenoid Bone Loss and Clinical Application of the "Glenoid Track" Concept—When is There Humeral Head Engagement?**
Matthew T. Provencher MD, Brian Barlow MD, William Peace MD, Paul K. Metzger MD, Dominic Leonardelli MD, Daniel J. Solomon MD
- 10:56–11:01 am **Biomechanical Analysis Comparing the Modified Latarjet Procedure with a Novel Subscapularis Tenodesis Technique in a Cadaveric Anterior Shoulder Instability Model**
Christopher C. Dodson MD, Joshua S. Dines MD, Thay Q. Lee PhD, Michelle H. McGarry MS, Jooh Han Oh MD, Ph.D, Stephen J. O'Brien MD, MBA, PLLC, David W. Altchek MD
- 11:02–11:07 am **Arthroscopic Shoulder Simulator Performance Correlates with Arthroscopic Cadaver Testing**
Brett D. Owens MD, Kevin Martin DO, Philip J. Belmont Jr, MD, Michael S. Todd DO
- 11:08–11:14 am **Question & Answer Session**
- 11:15 am–12:05 pm **Symposium: Glenohumeral Instability—A Case Based Approach to Decision Making**
Moderator: Matthew T. Provencher MD
- 11:15–11:24 am **First Time Dislocator**
Robert A. Arciero MD
- 11:25–11:34 am **Posterior Instability**
James P. Bradley MD
- 11:35–11:44 am **Painful Lax Shoulder**
Anthony A. Romeo MD
- 11:45–11:54 am **Arthroscopic versus Open—How I Decide**
James E. Tibone MD
- 11:55 am–12:05 pm **Question & Answer Session**

- 6:15 am Continental Breakfast
- 6:45–8:15 am Instructional Courses
- 7:30 am – 1:00 pm Exhibits**
Ballroom A–E, Level 5
- 8:25–8:36 am Scientific Session: ACL Injury Prevention**
Moderator: Bert R. Mandelbaum MD
- 8:25–8:30 am Validation of a FIELD Based Prediction Tool to Identify High ACL Injury Risk Female Athletes
Gregory D. Myer, MS, Kevin R. Ford PhD, Jane Khoury PhD, Paul Succop PhD, Timothy E. Hewett PhD
- 8:31–8:36 am ACL and Knee Injury Prevention Programs for Young Athletes: Do they Work?
Kevin G. Shea MD, Nathan L. Grimm BS, Shawn Simonson PhD, Jake Jacobs BS
- 8:37–9:06 am Symposium: ACL Injury Prevention**
Moderator: Marlene DeMaio MD
- 8:37–8:47 am Bridging the Gap: Combining Clinical and Research Approaches for ACL Prevention
James A. Onate PhD, ATC
- 8:48–8:58 am How Effective are ACL Prevention Programs?
Jay Hertel PhD, ATC
- 8:59–9:06 am Question & Answer Session
- 9:07–9:22 am **ACSM Exchange Lecture**
The Pre-participation Physical Examination, 4th Edition Monograph
Matthew Pecci MD
- 9:23–9:29 am **Poster Awards**
- 9:30–9:35 am **Thomas A. Brady Award**
- 9:36–9:51 am **Traveling Fellows Presentation**
Marc R. Safran MD
- 9:52–9:57 am **Introduction of Presidential Guest Speaker**
James R. Andrews MD
- 9:58–10:28 am **Presidential Guest Speaker**
Dale Brown
- 10:29–10:39 am **Robert E. Leach MD Mr. Sports Medicine Award**
- 10:40–10:45 am **Presidential Medallion Exchange**
- 10:46–11:01 am **Second Business Meeting (MEMBERS ONLY)**
- 11:02–11:31 am Break

**CONCURRENT SESSION A:
BALLROOM A–E — LEVEL 5**

- 11:32–12:10 pm Scientific Session: Articular Cartilage**
Moderator: Brian J. Cole MD, MBA
- 11:32–11:37 am Return to Athletics After Fresh Osteochondral Allografting Procedures
Catherine M. Robertson MD, Russell F. Warren MD, Scott A. Rodeo MD, Thomas L. Wickiewicz MD, Riley J. Williams III, MD
- 11:38–11:43 am In Vivo Assessment of Incorporation of Bone Graft Substitute Plugs In Osteoarticular Autograft Transplant Surgery
Mark Robert Adams MD, Robin M. Gehrman MD, Christopher Bibbo MD, Jason P. Garcia MD, Robert G. Najarian MD, Deepak V. Patel MD
- 11:44–11:50 am Emerging Technology Poster Abstracts
Brian J. Cole MD, MBA
- 11:51 am – 12:01 pm **Focus Topic: Chondral Repair with and without Malalignment in Athletes**
Annunziato Amendola MD
- 12:02–12:10 pm Question & Answer Session
- 12:11–12:28 pm Scientific Session: Meniscus**
Moderator: Riley J. Williams III, MD
- 12:11–12:16 pm Medial Joint Space Narrowing Following ACL Reconstruction and Partial Medial Meniscectomy
Karen K. Briggs MPH, MBA, William G. Rodkey DVM, J. Richard Steadman MD
- 12:17–12:22 pm Long-Term Evaluation of Lateral Meniscus Posterior Horn Avulsion Tears Left In-Situ at the Time of Anterior Cruciate Ligament Reconstruction
K. Donald Shelbourne MD, Troy A. Roberson MS, Tinker Gray MA
- 12:23–12:28 pm Minimum Ten-Year Analysis of Red-White Longitudinal Meniscus Repairs Using 3T MRI and Clinical Parameters
Frank R. Noyes MD, **Hollis G. Potter MD**, Ryan Chih Yun Chen MD, Sue D. Barber Westin BS
- 12:29–12:40 pm Scientific Session: Meniscus–Basic Science**
Moderator: Edward M Wojtys MD
- 12:29–12:34 pm Effects of Serial Sectioning and Repair of Radial Tears in the Lateral Meniscus
Gabriella E. Ode BS, Samuel McArthur MD, Geoffrey S. Van Thiel MD, MBA, James Kercher MD, Justin Dishkin-Paset BSE, Elizabeth Shewman MS, Vincent Wang PhD, Brian J. Cole MD, MBA
- 12:35–12:40 pm The Protective Effect of the Torn Meniscus on Adjacent Cartilage
Andrew Douglas Kersten MD, Heather Aho BS, Kenneth A. Jurist MD, Joseph H. Guettler MD
- 12:41–12:52 pm **Update: Meniscal Transplantation 2010**
Scott A. Rodeo MD
- 12:53–1:05 pm Question & Answer Session

SATURDAY, JULY 17, 2010

**CONCURRENT SESSION B:
HALL D – LEVEL 3**

11:32 – 12:26 pm Scientific Session: Rotator Cuff and Biceps
Moderator: Stephen J. O'Brien MD

11:32 – 11:37 am Predicting Patient Outcome of Non-Operative Treatment for a Chronic Rotator Cuff Tear

Nicholas GH Mohtadi MD, MSc, FRCSC,
Kristie D. More MSc, Dianne Bryant PhD,
Kelly Brett MD, Robert M. Hollinshead MD, FRCSC,
Ian KY Lo MD, FRCSC, Preston Wiley MD,
Richard S Boorman MD, MSc

11:38 – 11:43 am **O'Donoghue Sports Injury Research Award**
When Do Rotator Cuff Repairs Fail? Serial Ultrasound Examination After Arthroscopic Repair of Large and Massive Rotator Cuff Tears

Bruce S. Miller MD, MS, Brian K. Downie PA-C, MS,
Robert B. Kohen MD, Theresa G. Kijek BS,
Bryson P. Lesniak MD, Jon A. Jacobson MD,
James E. Carpenter MD

11:44 – 11:49 am Platelet-Rich Fibrin Membrane in Arthroscopic Rotator Cuff Repair: A Prospective, Randomized Study

Jeffrey L. Kauffman MD

11:50 – 11:55 am Arthroscopic Evaluation and Treatment of Biceps Brachii Long Head Tendon Injuries: A Survey of the MOON Shoulder Group

Timothy Lee Miller MD, Grant L. Jones MD,
John E. Kuhn MD, James Carey MD, Charles L. Cox MD,
Brian R. Wolf MD, Benjamin Ma MD, Armando F. Vidal MD,
Julie Bishop MD, Rick W. Wright MD

11:56 am – 12:01 pm Subjective Outcomes, Isokinetic Strength, and Endurance Following Biceps Tenotomy versus Tenodesis

Jocelyn Ross Wittstein MD, Robin Queen PhD,
Alicia Abbey BS, ATC, Alison P. Toth MD,
Claude T. Moorman III, MD

12:02 – 12:10 pm Question & Answer Session

12:11 – 12:18 pm **Focus Topic:** How to Use Currently Available Techniques to Enhance the Biology of My Cuff Repairs

Stephen S. Burkhart MD

12:19 – 12:26 pm **Focus Topic:** The SICK Anterior Cuff: How I Manage the Damaged Rotator Cuff Interval, Subscapularis and Biceps

Laurence D. Higgins MD

12:27 – 1:06 pm Scientific Session: AC Joint
Moderator: Christopher S. Ahmad MD

12:27 – 12:32 pm A Biomechanical Comparison of Coracoclavicular Ligament Reconstructive Techniques

Kristen Thomas MD, Alan Litsky MD, PhD,
Grant L. Jones MD, Julie Bishop MD

12:33 – 12:38 pm The Effect of Distal Clavicle Excision on In Situ Graft Forces in Coracoclavicular Ligament Reconstruction

Marc S. Kowalsky MD, Ian Kreminic MEng,
Karl Orishimo PhD, Malachy P. McHugh PhD,
Stephen J. Nicholas MD, Steven J. Lee MD

12:39 – 12:44 pm Anatomic Acromioclavicular Reconstruction with Tibialis Anterior Tendon Allograft: Technique and Preliminary Outcomes

Bradley C. Register MD, Marilee P. Horan MPH,
Ryan P. Kunkel BS, Peter J. Millett MD, MSc

12:45 – 12:55 pm **Focus Topic:** Controversies: In Season AC Joint Injuries – Treatment and Return to Play

Theodore F. Schlegel MD

12:56 – 1:06 pm Question & Answer Session

2:00 – 4:00 pm YOUNG SPORTS MEDICINE SPECIALISTS' WORKSHOP

How to Set Up a Successful Sports Medicine Practice – Pearls and Pitfalls

Moderator: William N. Levine MD



AOSSM 2010
> ANNUAL MEETING

July 15–18, 2010 > Providence, RI

SUNDAY, JULY 18, 2010

- 7:15 am Continental Breakfast
- 7:44–8:27 am Scientific Session:** Ballroom A–E, Level 5
- 7:44–7:59 am **NATA Exchange Lecture**
Biomechanical Factors Associated with Running-related Injuries
Reed Ferber PhD, CAT (C), ATC
- 8:00–8:05 am **Systematic Review Award**
- 8:06–8:11 am **Hughston Award Presentation**
- 8:12–8:27 am Symposium:** Interpreting the Literature to Impact Your Practice
Kurt P. Spindler MD
- 8:28–9:38 am Scientific Session:** Injuries in the Young Athlete
Moderator: Jeffrey R. Dugas MD
- 8:28–8:33 am Decision and Cost Analysis for Early versus Delayed Reconstruction of Pediatric ACL Rupture
Theodore J. Ganley MD,
Suneel B. Bhat MPhil (Cantab), Wajdi Kanj BS, J. Todd R. Lawrence MD, PhD
- 8:34–8:39 am MRI Evaluation of the Medial Patellofemoral Ligament (MPFL) After Acute Patellar Dislocation in Children
Sommer Hammoud, MD, Christopher K. Kepler MD, Eric Bogner MD, Daniel W. Green MD, Hollis G. Potter MD
- 8:40–9:10 am Symposium:** Reconstruction of the Pediatric Knee
Moderator: George A. Paletta Jr, MD
- 8:40–8:49 am George A. Paletta Jr, MD
- 8:50–8:59 am Mininder S. Kocher MD, MPH
- 9:00–9:10 am Allen F. Anderson MD
- 9:11–9:16 am Contained versus Uncontained Lesions in Juvenile Elbow Osteochondritis Dissecans
Lewis L. Shi MD, Donald S. Bae MD, Peter M. Waters MD, Mininder S. Kocher MD, MPH, Lyle J. Micheli MD
- 9:17–9:22 am **Focus Topic:** How I Handle OCD in the Elbow
Felix H. Savoie III, MD
- 9:23–9:28 am **Focus Topic:** How I Handle OCD in the Knee
Andreas H. Gomoll MD
- 9:29–9:38 am Question & Answer Session
- 9:39–11:30 am **Baseball Sports Medicine**
- 9:39–10:40 am Scientific Session:** Thrower's Shoulder
Moderator: E. Lyle Cain Jr, MD
- 9:39–9:44 am Effect of Scapular Orientation on Internal Impingement of the Shoulder: A Cadaveric Study
Teruhisa Mihata MD, PhD, Bong Jae Jun MS, Christopher Bui BS, James Hwang MS, Michelle H. McGarry MS, Mitsuo Kinoshita MD, PhD, Thay Q. Lee PhD
- 9:45–9:50 am Professional Pitchers with a History of SLAP Repair have Less Glenoid Retroversion
Brett A. Sweitzer MD, Charles A. Thigpen PT, PhD, Ellen Shanley PT, OSC, C, Gregory Stranges MD, Jeff Wienke MD, Troy Storey MD, Thomas John Noonan MD, Richard J. Hawkins MD, FRCSC, Douglas J. Wyland MD
- 9:51–9:56 am Three Dimensional Scapular Kinematics Are Altered in the Throwing Shoulder of Asymptomatic Professional Baseball Pitchers
Amee L. Seitz PT, DPT, MS, Charles A. Thigpen PT, PhD, Michael M. Reinold PT, DPT, Thomas J. Gill IV, MD
- 9:57–10:05 am **Update:** How I Handle Partial Thickness Rotator Cuff Tears in Throwers
John E. Conway MD
- 10:06–10:11 am SLAP Lesions of the Shoulder: Incidence Rates, Complications, and Outcomes as Reported by ABOS Part II Candidates
Stephen C. Weber MD, David F. Martin MD, Soheil Payvandi MD, John J. Harrast PhD
- 10:12–10:17 am Reproducibility and Reliability of the Snyder Classification of SLAP lesions among Shoulder Surgeons
Xiaofeng Jia MD, PhD, Atsushi Yakota MD, PhD, Eric C. McCarty MD, Gregory P. Nicholson MD, Stephen C. Weber MD, Patrick J. McMahon MD, Warren Reid Dunn MD, MPH, Edward G. McFarland MD, Atsushi Yokota MD
- 10:18–10:23 am Results of Arthroscopic Repair of Type II SLAP Repairs in Overhead Athletes: Assessment of Return to Pre-Injury Throwing Level and Satisfaction
Brian Reiter MD, **Brian Neuman MD,** Steven B. Cohen MD, Michael G. Ciccotti MD
- 10:24–10:29 am **Focus Topic:** Evaluation & Treatment of Superior Labral Tears: Which Do I Fix? Expectations for Return to Play
David W. Altchek MD
- 10:30–10:40 am Question & Answer Session
- 10:41–11:28 am Scientific Session:** Baseball – General
Moderator: Michael G. Ciccotti MD
- 10:41–10:46 am Epidemiology of Major League Baseball Injuries
Matthew Posner MD, Philip J. Belmont Jr, MD, Jennifer Moriatis Wolf MD, Brett D. Owens MD
- 10:47–10:52 am Evaluation of a Strength and Conditioning Program on Performance Variables of Youth Baseball Players
Brian F. Hagen DPT, MS, OCS, FAAOMPT, **Adam Popchak DPT, SCS,** Colleen Rosensteel MESS, CSCS, James J. Irrgang PhD, PT, ATC, Christopher D. Harner MD
- 10:53–10:58 am Comparison of Lower Extremity Kinematics Between Adolescent Pitchers Throwing with Low versus High Ball Velocity
Matthew D. Milewski MD, **Carl W. Nissen MD,** Melany Westwell MS, PT, Sylvia Ounpuu MSc, Matthew Solomito BSBE
- 10:59–11:04 am The Association of Maximum Pitch Velocity and Elbow Injury in Professional Baseball Pitchers
Adam William Anz MD, Brandon DuBose Bushnell MD, Thomas J. Noonan MD, Michael R. Torry PhD, Richard J. Hawkins MD, FRCSC
- 11:05–11:17 am **Update:** Translational Research on Youth Baseball Injuries: Application to Your Practice and Recommendations to the Public
Glenn S. Fleisig PhD, Orr Limpivasti MD
- 11:18–11:28 am Question & Answer Session
- 11:30 am Conference Adjourns



POSTERS

SCIENTIFIC

ACL

- 1** **Development of a Clinical Prediction Rule for Return to Sport Status One Year Following Anterior Cruciate Ligament Reconstruction**
Trevor A. Lentz PT, Susan Tillman PT, Giorgio Zeppieri Jr, PT, Steven Z. George PT, PhD, Michael W. Moser MD, Peter A. Indelicato MD, Terese L. Chmielewski PT, PhD
- 2** **Infections and Patellar Tendon Ruptures after Anterior Cruciate Ligament Reconstruction: A Comparison Between Ipsilateral and Contralateral Patellar-Tendon Autografts**
Rodney W. Benner MD, K. Donald Shelbourne MD, Heather Freeman PT, DHS
- 3** **Comparison of Ipsilateral and Contralateral Graft Harvest in Anterior Cruciate Ligament Reconstruction Using Semitendinosus and Gracilis Tendons**
Peter B. MacDonald MD, FRCSC, Robert McCormack MD, FRCSC, Sheila McRae BMRPT, MSc, PhD(c), Jeff Leiter MSc, PhD, Mauri Zomar, Jason Old, MD, FRCSC, Scott Wesley Wiens
- 4** **A Comparison of Central Anatomic Single-Bundle ACL Reconstruction and Double-Bundle ACL Reconstruction on Pivot Shift Kinematics**
Asheesh Bedi MD, Volker Musahl MD, Padhraig O'Loughlin MD, Travis Maak MD, Peter Dixon MD, Musa Citak MD, Andrew Pearle MD

- 5** **The Effect of Tibial Tunnel Position on Stability of the Knee after ACL Reconstruction: Is the Tibial Tunnel Position Most Important?**
Asheesh Bedi MD, Travis Maak MD, Volker Musahl MD, Padhraig O'Loughlin MD, Dan Choi BE, Musa Citak MD, Andrew Pearle MD
- 6** **The Efficacy of Multimodal Drug Cocktail Injection after BPTB ACL Reconstruction**
Chong Bum Chang MD, PhD, In Jun Koh MD, Eun Seok Seo MD, Sang Cheol Seong MD, PhD, Tae Kyun Kim MD, PhD
- 7** **The Kinematic Impact of Anteromedial and Posterolateral Bundle Graft Fixation Angles on Double-Bundle Anterior Cruciate Ligament Reconstructions**
Colin J. Anderson BA, Benjamin D. Westerhaus, Sean D. Pietrini BS, Connor G. Ziegler BA, Coen A. Wijdicks MSc, Steinar Johansen MD, Lars Engebretsen MD, PhD, Robert F. LaPrade MD, PhD

ARTICULAR CARTILAGE

- 8** **Responsiveness of the IKDC Subjective Knee Form in Comparison to the WOMAC Osteoarthritis Index Modified Cincinnati Knee Rating System and SF-36 in Patients with Focal Articular Cartilage Defects.**
Nicholas Greco, Allen Anderson MD, Barton Mann PhD, Brian J. Cole MD, MBA, Jack Farr II, MD, Carl W. Nissen MD, James J. Irrgang PhD, PT, ATC

ELBOW

- 9** **Osseous Morphology of the Ulnar Sublime Tubercle**
Lutul D. Farrow MD, Andy P. Mahoney MD, J.J. Stefancin MD, Mihra Taljanovic MD, Joseph Earl Sheppard MD, Mark S. Schickendantz MD

EMERGING TECHNOLOGIES

- 10** **Platelet-Rich Plasma (PRP) Stimulates Differentiation of Tendon Stem Cells into Active Tenocytes that Increase in Number and Produce Abundant Collagen**
Jianying Zhang PhD, James H-C. Wang PhD
- 11** **Bone Marrow-Derived Mesenchymal Cells Transduced with Scleraxis Improve Rotator Cuff Healing in a Rat Model**
Lawrence V. Gulotta MD, David Kovacevic MD, Jonathon D. Packer MD, Xenghua Deng MD, Scott A. Rodeo MD
- 12** **Novel Nano-Composite Biomaterial For Osteochondral Tissue Engineering: Pilot Clinical Study at 3 Years Follow-up**
Elisaveta Kon MD, Marco Delcogliano MD, Giuseppe Filardo MD, Alessandro Di Martino MD, Stefano Zaffagnini MD, Berardo Di Matteo MD, Maurilio Marcacci MD
- 13** **Evaluation of rhPDGF-BB in Combination with a Flowable Collagen Matrix for the Treatment of Acute Achilles Tendon Injury**
Christopher K. Hee PhD, Joshua S. Dines MD, Colleen M. Roden MS, Dean J. Aguiar PhD, Anthony Simon Turner DVM, Hans Kestler BS, Amy S. Lyons MS, Christian M. Puttliitz PhD, Brandon G. Santoni PhD
- 14** **One Stage Osteochondral Repair with Cartilage Fragments in a Hyaluronic Acid/Fibrin Glue/Platelet Rich Plasma Scaffold: In Vitro Human and In Vivo Rabbit and Goat Animal Model**
Antonio Marmotti MD, Davide Bonasia MD, Matteo Bruzzone MD, Filippo Castoldi MD, Federico Dettoni MD, Christina Realmuto, Roberto Rossi MD, Paolo Rossi MD

15 Tissue Ingrowth and Clinical Outcome Following Implantation of a Novel Synthetic Acellular Meniscal Scaffold for the Treatment of Irreparable Partial Meniscus Tears and/or Partial Meniscal Tissue Loss

Peter C.M. Verdonk MD, PhD, Wouter Huysse MD, Ramses Forsyth MD, Rene Verdonk MD

16 Rotator Cuff Repair in an Ovine Model using a Combination Product Comprised of a Type I Bovine Collagen Matrix and rhPDGF-BB

Christopher K. Hee PhD, Joshua S. Dines MD, Colleen M. Roden MS, Dean J. Aguiar PhD, Anthony Simon Turner DVM, Hans Kestler BS, Amy S. Lyons MS, Christian M. Puttlitz PhD, Brandon G. Santoni PhD

17 CXCR4 blockade (AMD 3100 and T140 analog) Inhibits SDF-1 α Expression and Cell Migration in Human Subacromial Bursa Cells

Theodore A. Blaine MD, Mindy A. Cote MS, Sayde Ortega BS, Francis Y. Lee MD, PhD, Louis U. Bigliani MD, Qian Chen PhD

18 Outcomes of Autologous Chondrocyte Implantation (ACI) in Study of the Treatment of Articular Repair (STAR) Patients with Osteochondritis Dissecans (OCD)

Robert C. Brewster MD, Brian J. Cole MD, MBA, Thomas DeBerardino MD, Jack Farr II, MD, David Levine MD, Carl W. Nissen MD, Prudence Roaf MPH, Kenneth R. Zaslav MD

19 A Prospective Randomized Trial of an Autologous Cartilage Tissue Implant (ACTI) versus Microfracture (MF) as Primary Treatment of Hyaline Cartilage Injury

Dennis C. Crawford MD, PhD, Riley J. Williams III, MD

HIP

20 Cross-Sectional Analysis of Iliopsoas Muscle-Tendon Units at the Three Sites of Arthroscopic Tenotomies: An Anatomic Study

Josh R. Blomberg MD, Benjamin S. Zellner BA, James S. Keene MD

21 A Treatment Algorithm for Hip and Groin Injuries in Fifty One National Football League Athletes

Tim Greene MD, Marc J. Philippon MD, Connor J. Hay BA, David Kuppersmith BS

KNEE / MENISCUS

22 Comparing the Effects of Lateral Meniscus Injury and Meniscectomy on Tibiofemoral Joint Mechanics In Vitro

Diane Thi Tran MD, Kanu Goyal MD, Sam Dumpe BS, Joon Ho Wang MD, Madelyn O'Farrell MS, Brandon Bryant MD, James Costanzo BS, Xudong Zhang PhD, Christopher D. Harner MD

MULTILIGAMENT

23 Mechanical Properties of the Primary Medial Knee Structures

Coen A. Wijdicks MSc, David T. Ewart BS, David J. Nuckley PhD, Steinar Johansen MD, Lars Engebretsen MD, PhD, Robert F. LaPrade MD, PhD

24 The Effect of Posterior Cruciate and Posterolateral Corner Injuries of the Knee on Tibiofemoral Translation During the Reverse Pivot Shift Test: A Cadaveric Study

Eduardo M. Suero MD, Frank Petrigliano MD, Clayton G. Lane MD, Musa Citak MD, Jonas Haentjes MD, Frederiek Bosscher MD, Seth Lawrence Sherman MD, Andrew D. Pearle MD

25 Determining the Isometric Point of the Posteromedial and Posterolateral Corners of the Knee: A Comparison of Accuracy Using Anatomic Landmarks vs. Radiographic Reference Points

James P. Stannard MD, Matthew Clayton MD, Danny Tunmire RN, Chris Johnson RN, Allan William Hammond MD

PATELLOFEMORAL

26 Alterations in Knee Kinematics Due to Anterior Interval Contracture

Robert Sullivan MD, Maria Kyriaki Kaseta MD, Richard R. Glisson BS, John M. Tokish MD, Travis Dekker, William E. Garrett Jr, MD, PhD

27 Effect of Medial Opening Wedge Proximal Tibial Osteotomy on Patellofemoral Contact

Gregory J. Adamson MD, Pooya Javidan BS, Jennifer R. Miller MD, Pierre Durand Jr, MD, Patrick A. Dawson MD, Marilyn Pink PhD, PTM, Thay Q. Lee PhD

28 Avoiding Injury to the Femoral Physis – The Relationship Between the Medial Patellofemoral Ligament and the Distal Femur

Kevin G. Shea MD Nathan L. Grimm BS, Jen Belzer MD, Robert T. Burks MD

SHOULDER

29 The Early Structural and Clinical Outcomes for Arthroscopic Double Row Transosseous Equivalent Rotator Cuff Repairs

Erik Schnaser MD, Jacob Bosley MD, Bruno Toussaint MD, Yves Lefebvre MD, Reuben Gobezie MD

30 Three Different Components of the Superior Labrum. – Histoanatomical Study for New Etiology of the Anterior SLAP Lesion.

Ryuzo Arai MD, Masahiko Kobayashi MD, Yoshinobu Toda PhD, Takashi Miura MD, PhD, Shinichiro Nakamura MD, Takashi Nakamura Prof

31 Drill Holes for Coracoclavicular Reconstruction Increases Coracoid Fracture Risk

David C. Thut MD, Brian Pahk BS, David J. Hergan MD, MS, Frederick Kummer PhD, Laith M. Jazrawi MD, Robert Meislin MD

32 The “Safe Zone” for Arthroscopic Procedures Around the Coracoid Process”

Eric C. McCarty MD, Todd Baldini PhD, Chad Efird MD, Shaun L. Traub MD, Armando F. Vidal MD, Michelle Lora Wolcott MD

33 Does Long Head Biceps Tenodesis Alter Glenohumeral Kinematics During Overhead Motion? An In Vivo Biplane Fluoroscopy Study

Christopher B. Dewing MD, Florian Elser MD, Erik Giphart PhD, Jakob Krong MS, Daniel Peterson MD, Michael R. Torry PhD, Peter J. Millett MD, MSc



INSTRUCTIONAL COURSES



The Instructional Course Final Program is available on DISK only for \$50.

A line item for purchase is included on the registration form at the end of this preliminary program.

THURSDAY, JULY 15, 2010
6:45 – 8:15 am

IC101

Case Based: Surgical Management of Failed ACL Surgery

Christopher D. Harner MD, Frank R. Noyes MD, David R. Diduch MD

Failed ACL surgery remains a significant problem and challenge in athletes. We will use a case based approach to cover the most current strategies on evaluation and management of athletes who have suffered this injury.

IC 101 Objectives

Upon completion of this Instructional Course, learners should be able to:

- Identify the cause of ACL graft failure and develop treatment plans
- Describe surgical treatment strategies and techniques
- Discuss post-op rehabilitation, return to play guidelines, and expected outcomes

IC102

Hand & Wrist Injuries

Henry T. Goitz MD, Michael R. Redler MD, Fernando Jimenez MD, PhD

Hand and wrist injuries are very common in sports and can lead to lost competitive time. Early identification and management of these injuries are essential in restoring peak performance and reducing morbidity. Cases will be used to illustrate injury specific management.

IC 102 Objectives

Upon completion of this Instructional Course, learners should be able to:

- Understand the differential diagnosis of hand and wrist injury
- Evaluate appropriate imaging modalities
- Understand the appropriateness of conservative management versus surgical techniques

IC103

Clavical Fractures and AC Joint Injuries in the Athlete: Trends & Controversies

Joseph H. Guettler MD, Carl J. Basamania MD, Augustus D. Mazzocca MD, MS

The treatment of clavicle fractures and AC joint injuries has evolved over the past several years. This course will explore current trends and controversies in the treatment of these common injuries in athletes. Operative criteria and the latest options for the treatment of clavicle fractures will be discussed. Emerging concepts in the treatment of acute and chronic AC joint injuries will also be explored. Case presentation will be included in this didactic session to help demonstrate contemporary treatment algorithms for these injuries.

IC 103 Objectives

Upon completion of this Instructional Course, learners should be able to:

- Implement an algorithm in clinical practice for the treatment of clavicle fractures and AC joint injuries in an athletic population
- Understand the latest trends in the management of acute AC injuries, as well as minimally invasive and anatomic reconstructive techniques
- Recognize which clavicle fractures should be managed operatively and apply the latest techniques to appropriately fix these fractures

IC104

Stress Management for the Sports Medicine Specialist

John D. Kelly IV, MD, Eric C. McCarty MD, John M. Flynn MD

This course will outline several useful means for the orthopedist to combat stress. Assertiveness, a principle center and the value of a rich marriage and family culture will be emphasized.

IC 104 Objectives

Upon completion of this Instructional Course, learners should be able to:

- Recognize the importance of acting on values rather than circumstance
- Become familiar with mindfulness and living in the moment
- Learn means of marriage, family, relationship and spiritual enrichment
- Learn methods to protect time for family while being a busy orthopaedic surgeon
- Develop techniques to deepen family relationships
- Recognize the essential role that happiness at home plays in optimal performance at work

IC105

Case Based: Treatment of Knee Cartilage Defects

Karl F. Almqvist MD, PhD, Brian J. Cole MD, MBA, Jack Farr II, MD, Chunbong Benjamin Ma MD

Overview of the spectrum of treatment options for focal cartilage lesions and meniscal deficiency in the knee joint. We will discuss evaluation and management of comorbidities when planning a biological cartilage treatment, as well as the limitations of cartilage treatment and appraisal of outcomes. Discover future trends in articular cartilage treatment of the knee.

IC 105 Objectives

Upon completion of this Instructional Course, learners should be able to:

- Develop a working treatment plan for the management of specific clinical scenarios related to symptomatic articular cartilage disease
- Recognize and understand how to manage comorbidities associated with chondral disease such as malalignment, meniscal deficiency and ligament deficiency
- Understand the existing limitations of contemporary treatment options and the landscape of emerging technology

IC106

Instructions in Reading MRI Scans

Hollis G. Potter MD, Russell C. Fritz MD, Thomas L. Wickiewicz MD

Combining didactic and case based techniques, a review of shoulder, hip and knee MRI will be performed. Emphasis will be placed on easily missed diagnoses and imaging “pearls” for MRI interpretation.

IC 106 Objectives

Upon completion of this Instructional Course, learners should be able to:

- Understand clinically pertinent MRI anatomy of rotator cuff and labral tears, with an emphasis on pattern recognition and how imaging will affect clinical management
- Recognize easily missed meniscal lesions, learn how to interpret ligament tears and assess repair techniques
- Become familiar with new MRI techniques to assess cartilage ultrastructure
- Assess femoroacetabular impingement and labral tears using MRI

IC107

Hip Arthroscopy in the Athlete 2010

Marc J. Philippon MD, J. W. Thomas Byrd MD, Bryan T. Kelly MD, Marc R. Safran MD

Given the expanding indications for hip arthroscopy in the athlete, this course reviews arthroscopic anatomy and portals for hip arthroscopy. Additionally, techniques in the central compartment (labrum and chondral), peripheral compartment (impingement and instability) and peri-articular areas (snapping hips and hip abductor injuries) are discussed.

IC 107 Objectives

Upon completion of this Instructional Course, learners should be able to:

- Understand portal anatomy for hip arthroscopy
- Understand the indications and techniques of labral debridement and repair
- Understand femoroacetabular impingement and its treatment
- Understand hip abductor injuries and repair, as well as treatment of internal and external snapping hip

IC108

Case Based: Knee Multiligament Options & Controversies

Mark D. Miller MD, Claude T. Moorman III, MD, Darren L. Johnson MD, BS

Following a brief introduction, knee multiple ligament injury cases from 3 different major referral centers will be presented. Different treatment options will be discussed and debated amongst the the faculty and the audience. Results of these cases will be compared to the existing literature and discussed.

IC 108 Objectives

Upon completion of this Instructional Course, learners should be able to:

- Define key diagnostic findings and initial treatment of knee multiple ligament injuries
- Discuss different treatment options for a variety of knee MLI injuries
- Understand controversies and complications associated with the treatment of knee multiple ligament injuries

AOSSM 2010
ANNUAL MEETING

July 15–18, 2010 > Providence, RI

IC201

Practice Management: Coding

William R. Beach MD, Louis McIntyre MD

The purpose of this course is to teach/update physicians on E&M and surgical coding. This course introduces new codes and reviews the bundling packages associated with them.

IC 105 Objectives

Upon completion of this Instructional Course, learners should be able to:

- › Understand and be able to correctly identify and document specific levels of E&M services
- › Understand specific coding rationales and bundling packages (GSD versus NCCI)
- › Appreciate the current climate of regulatory decisions affecting orthopaedic surgeons

IC202

Case Based: Common Problems in Shoulder Instability & How to Maximize Return to Play

Anthony A. Romeo MD, William N. Levine MD, Matthew T. Provencher MD

The successful treatment of glenohumeral instability is dependent upon many factors including the understanding of the common pathology, associated conditions, and radiographic and examination findings. The evaluation and treatment of the failed instability procedures offers additional challenges to optimize return to function. This course will be a case-based approach, reviewing the workup, diagnosis, and management of common athletic shoulder instability problems, with a discussion of decision-making, management, and avoidance of potential pitfalls.

IC 202 Objectives

Upon completion of this Instructional Course, learners should be able to:

- › Understand the arthroscopic and open anatomic findings in the patient with shoulder instability; to recognize commonly missed findings on examination, imaging studies (XR, CT, MRI), and to clearly evaluate all pathology associated with glenohumeral instability
- › To understand the technique of instability repair to optimize outcomes and reduce chance of recurrence
- › To learn how to evaluate and treat the patient after a failed instability procedure – what was potentially missed, and what can be done to optimize return to function
- › To utilize a case-based approach to present various topics of shoulder instability, with emphasis on recognition of pitfalls and an optimization of return to athletic activities

IC203

Performance Issues in the Masters Athlete

Vonda J. Wright MD, John M. Tokish MD, Andrew L. Chen MD, Ronald S. DeAngelo MS

Masters athletes and adult onset exercisers are the largest growing segment of sports participants in this country and are not interested in slowing down but are interested in finding ways, surgically, medically and using smarter performance techniques, to stay in the game. As leaders in Sports Medicine, Orthopaedic Surgeons we must focus our clinical and research efforts to providing solutions for Masters athletes to maximize performance and while minimizing injury. This workshop will focus attention on this dynamic and aggressive group of sportsmen and serve to instruct attendees on the most recent performance research, the use of anti-aging/performance and biologic interventions and the special considerations for taking care of the actively aging musculoskeletal system through a case-based approach to a variety of Masters athletes.

IC 203 Objectives

Upon completion of this Instructional Course, learners should be able to:

- › Recognize the growing population of Masters athletes working to achieve and maintain high levels of athletic performance
- › Understand the recent research surrounding performance, musculoskeletal aging and the truth about slowing down in Masters athletes
- › Understand the current research and clinical application of testosterone, anti-aging drugs and, performance enhancing drugs in the Masters athletes
- › Discuss the unique nutrition and supplementation needs in the Masters athlete
- › Describe functional training strategies to maximize performance and minimize injury in the masters' body. Case studies will be provided.

IC204

Acute Foot & Ankle Injuries in Sports: When Can They Go Back & Play?

Annunziato Amendola MD, Thomas O. Clanton MD, Dean C. Taylor MD

Injuries of the foot and ankle are very common in sports and lead to significant time loss from competition. Many of these injuries are also difficult to manage and can lead to serious morbidity if not assessed and managed effectively. This course will deal with many of these injuries with an emphasis on when it is optimal to return to competition without compromising the eventual outcome.

IC 204 Objectives

Upon completion of this Instructional Course, learners should be able to:

- › Assess and diagnose common foot and ankle injuries that result in time lost from sport
- › Identify the relative risks and benefits of participation/returning to sports in the presence of these injuries
- › As the team physician, make appropriate recommendations with regard to participation

IC205

Case Based: Emerging Concepts in Treatment of Glenohumeral Arthritis

G. Russell Huffman MD, MPH, Felix H. Savoie III, MD, John D. Kelly IV, MD

Faculty will discuss emerging concepts in the treatment of the athlete with glenohumeral arthritis. Non-arthroplasty options will be discussed, including capsular release, interposition grafts and partial resurfacing.

IC 205 Objectives

Upon completion of this Instructional Course, learners should be able to:

- › Understand the role of debridement and capsular release for glenohumeral arthritis
- › Retain conceptualization of indication for humeral resurfacing
- › Learn technical hints on arthroscopic debridement, interposition arthroplasty and resurfacing

IC206

Case Based: Meniscus Repair

Darren L. Johnson MD, BS, Todd M. Swenson MD, Ben K. Graf MD

This course provides current concept state-of-the-art treatment options for those with meniscal pathology: treatment specifics to address meniscal resection, repair, and replacement will be covered. A case based format will be used for each and every clinical teaching point wherever possible.

IC 206 Objectives

Upon completion of this Instructional Course, learners should be able to:

- › Understand meniscus anatomy and function as it relates to knee kinematics/function
- › Outline specific treatment alternatives for the torn meniscus: repair versus resection
- › Outline treatment algorithms for meniscal replacement

IC207

Biceps Tendon Injuries: From Shoulder to the Elbow

Steven B. Cohen MD, Michael G. Ciccotti MD, Christopher S. Ahmad MD, Jon K. Sekiya MD

This course will review injuries of the biceps tendon from its origin on the superior labrum to its insertion of the radius. The faculty will discuss current controversies of SLAP repairs, biceps tenodesis versus tenotomy and distal biceps repairs.

IC 207 Objectives

Upon completion of this Instructional Course, learners should be able to:

- › Understand the treatment and options for SLAP tears
- › Understand the pathophysiology and methods of treatment for proximal biceps tendon injuries
- › Understand the current controversies in treatment of distal biceps tendon tears

IC208

Case Based: PCL Diagnosis, Surgical Indication and Different Techniques


Rodrigo Maestu MD, Christopher D. Harner MD, Matthew J. Matava MD

The faculty for this course will present basic science and clinical aspects of PCL insufficiency. The purpose of this case-based course is to emphasize when to apply operative treatment, discuss different approaches and provide techniques for each surgery. Postoperative rehabilitation management will also be presented.

IC 208 Objectives

Upon completion of this Instructional Course, learners should be able to:

- › Understand basic science and clinical aspects of knee posterior instability and surgery indication
- › Understand the different techniques and tips for different surgeries
- › Understand postoperative care and rehabilitation of this injury



AOSSM 2010
› ANNUAL MEETING

July 15–18, 2010 › Providence, RI

IC301**Controversies and Techniques in Managing Rotator Cuff and Biceps Tendinopathy**

Robert A. Arciero MD, Brian J. Cole MD, MBA, Stephen S. Burkhart MD, Richard K.N. Ryu MD

This course will focus on controversies and complications associated with rotator cuff and biceps tendinopathy. The advantages of single row and double row rotator cuff repair as well as indications and technique for each will be described. Additional discussion addresses the management of biceps tendinopathy—specifically, when are there indications for debridement, tenotomy, tenodesis? Techniques of biceps tenodesis will be reviewed in detail. Lastly, presentations on the evaluation and management of the failed rotator cuff repair are included. This portion of the course involves the work-up and treatment options for failure after previous rotator cuff repair. The faculty will also present clinical cases to highlight the various topics presented.

IC 301 Objectives

Upon completion of this Instructional Course, learners should be able to:

- › Discover the advantages, disadvantages, and technique of single row and double row rotator cuff repair
- › Understand the role of biceps tenotomy and tenodesis in the management of biceps tendinopathy and develop a better understanding of several different biceps tenodesis techniques
- › Understand the comprehensive manner for evaluation of the patient with a failed rotator cuff repair, and discover several different treatment options and surgical remedies for the failed rotator cuff repair

IC302**Overview of the Athlete's Elbow**

John E. Conway MD, Christopher S. Ahmad MD, James R. Andrews MD

The management of elbow injuries requires a thorough understanding of the mechanism of injury, prevention, the workup from physical examination to advanced imaging, and knowledge of surgical treatment options. This course primarily focuses on the adult thrower's elbow and also references youth programs.

IC 302 Objectives

Upon completion of this Instructional Course, learners should be able to:

- › Examine and diagnose a range of elbow injuries
- › Evaluate imaging modalities for appropriate diagnosis and treatment
- › Identify successful injury prevention programs

IC303**The Adolescent Knee**

Claude T. Moorman III, MD, Joseph H. Guettler MD, Allen F. Anderson MD

The purpose of this course is to equip the clinician with contemporary algorithms that can be utilized to treat the common knee injuries encountered in growing athletes. This course will examine the pathoanatomy, diagnosis, and treatment of commonly encountered conditions including ACL injury, patellar instability, osteochondritis dissecans, and meniscal pathology unique to this immature population of athletes.

IC 303 Objectives

Upon completion of this Instructional Course, learners should be able to:

- › Understand traditional treatment concepts, as well as the basis for emerging trends in the treatment of ACL injury, patellar instability, osteochondritis dissecans, and meniscal pathology in growing athletes
- › Recognize the pathoanatomy of these conditions and the basis for emerging surgical algorithms
- › Implement treatment strategies in one's practice that are consistent with contemporary treatment protocols

IC304**Case Based: Evaluation and Management of Sports-Related Concussion**

Verle Valentine MD, Michael W. Collins PhD, Alex B. Valadka MD, FACS

New knowledge on sports-related concussions has developed in recent years and medical professionals have to rethink how they manage these common injuries. Through lecture, discussion, and case based learning, this course provides up to date strategies for evaluation, management, and return to play decisions for the concussed athlete.

IC 304 Objectives

Upon completion of this Instructional Course, learners should be able to:

- › Explain appropriate on-field diagnostic and return-to-play protocols
- › Analyze the role of computerized neuropsychological testing
- › Assess current treatment options for sports-related concussion and post concussion syndrome

IC305**Anatomic ACL Reconsturction:
Single-Bundle or Double-Bundle**

Freddie H. Fu MD, Darren L. Johnson MD, BS, William G. Clancy Jr, MD

Anatomy is the basis of orthopedic surgery. In ACL reconstruction we should reproduce the native ACL anatomy as closely as possible. This course will present the advantages and disadvantages of single- and double-bundle ACL reconstruction, as well as how to perform each type of surgery in an anatomic fashion.

IC 305 Objectives

Upon completion of this Instructional Course, learners should be able to:

- Understand the anatomy and function of each bundle of ACL
- Understand the concept of anatomic ACL reconstruction
- Understand the application of anatomic ACL reconstruction in single and double-bundle ACL reconstruction, as well as revision and one bundle augmentation ACL surgeries

IC306**Contact Shoulder**

Augustus D. Mazzocca MD, MS, James P. Bradley MD, Anthony A. Romeo MD

Shoulder injuries in the contact athlete represent a specific set of unique challenges. These involve operative versus non-operative decisions, arthroscopic versus open surgical techniques, bracing, physical therapy, and other non-operative therapies. This course will present the most current concepts regarding the pathology of glenohumeral and acromioclavicular instability. It relates this pathology to both surgical and non-operative treatment. The most advanced surgical techniques and their outcomes, focusing on all arthroscopic procedures, will be presented for the treatment of anterior glenohumeral instability with and without bone loss, posterior instability, 270-degree labral tears, and revision surgery. Also included in this program will be the operative and non-operative treatment of traumatic anterior acromioclavicular injuries and a section on return to play decision making.

IC 306 Objectives

Upon completion of this Instructional Course, learners should be able to:

- Understand the pathology of glenohumeral and acromioclavicular instability in the contact athlete
- Identify current guidelines for non-operative management, including emerging concepts with regards to in-season management of glenohumeral and acromioclavicular instability, as well as methods of bracing and indications for early surgical intervention
- Understand the current all-arthroscopic techniques for the treatment of shoulder instability in the contact athlete
- Gain knowledge regarding the outcomes of treatment in this unique patient population; the potential limitations of an all arthroscopic techniques versus open surgical techniques for glenohumeral instability
- Understand all arthroscopic and open surgical techniques for acromioclavicular pathology, including decisions evaluating when to operate, and when not to operate

IC307**Case Based: Treatment of Patella
Dislocations**

Scott E. Urch MD, K. Donald Shelbourne MD, Elizabeth A. Arendt MD, David DeJour MD

This case based course will present a series of patellar dislocation cases and faculty will discuss how he/she would proceed with treatment and why. The cases will include a variety of patellofemoral conditions leading to patellar dislocation so that different surgical approaches will be discussed. We will conclude with each faculty person on the panel summarizing their treatment approach to patellar dislocation.

IC 307 Objectives

Upon completion of this Instructional Course, learners should be able to:

- Identify anatomical characteristics that predispose people to patellar dislocation
- Understand how to critically evaluate radiographs to assist with determining a treatment approach
- Develop a treatment algorithm for treating patients with patellar dislocation

IC308**How to Make Outcomes Analysis Work
for You: Pay for Play**

Matthew T. Provencher MD, John Cherf MD, MPH, MBA

Clinical outcomes scores are becoming increasingly important in practice, and this course will review the utility of outcomes scores in clinical practice and how to apply them to daily clinical and patient care. In addition, this course will go over which scores to collect for each type of patient or joint problem, and introduce methods in which to collect scores. Multiple case-based problems will be presented to encourage audience and panel discussion on how to best perform data collection in an efficient manner in order to easily track patients.

IC 308 Objectives

Upon completion of this Instructional Course, learners should be able to:

- To learn the utility of outcomes scores assessment in clinical practice
- To determine which outcomes to collect for specific patient conditions and joints
- To learn how to easily collect outcomes in clinical practice and how to use them to improve patient care

AOSSM 2010
ANNUAL MEETING

July 15–18, 2010 > Providence, RI

THURSDAY, JULY 15, 2010 •
1:30–3:00 pm

The American Journal of Sports Medicine Reviewers Workshop

Reviewing Papers: From the Straightforward to the Complex

The 2010 American Journal of Sports Medicine reviewers seminar will consist of two presentations. The first will deal with advanced data analysis techniques, while the second will be a basic introduction to reviewing sports medicine articles by the editor-in-chief, Bruce Reider MD. There will be an opportunity for questions after each presentation. More experienced reviewers are welcomed to leave after the first presentation, if they wish.

Understanding Complex Analytical Methods

Bruce S. Miller MD, MS
Department of Orthopaedic Surgery
University of Michigan

The purpose of this session is to review advanced data analysis techniques in sports medicine research. Specific topics to be covered include multivariate analysis of predisposing/risk factors, and the evaluation of diagnostic tests.

Examples from the sports medicine literature will be presented to illustrate the appropriate (and inappropriate) application of these techniques in data analysis.

Tips for Reviewing a Sports Medicine Paper

Bruce Reider MD
Editor-in-Chief, *AJSM*

This session will explore a general method for reviewing a paper. The speaker will discuss a systematic approach to the review process and offer a number of suggestions for writing a review that will be helpful to the author of the article under evaluation. Specific techniques to be emulated or avoided will be discussed and illustrated with blinded excerpts from actual reviews.

Box Lunch is included. All meeting attendees are eligible to participate. *AJSM* reviewers attend at no fee.

Program Cost:

Complimentary to *AJSM* Reviewers
\$35 for Non *AJSM* Reviewers

SATURDAY, JULY 17, 2010

YOUNG SPORTS MEDICINE SPECIALISTS' WORKSHOP

"How to Set Up a Successful Sports Medicine Practice – Pearls and Pitfalls"

Program Cost: \$60 per person

Register for this program via the Advanced Registration Form included in this program.

A light lunch/snack is included with the registration fee.

Statement of Need:

The American Orthopaedic Society for Sports Medicine has determined a need for this educational activity based on previous course evaluations, AOSSM surveys, AOSSM CME curriculum, Self Assessment, and topics provided by AOSSM membership and leadership.


Target Audience:

Sports medicine physicians who would like to sustain a modern sports medicine practice and are within approximately five years of their fellowship.

Workshop Objectives:

Upon completion of this workshop, learners should be able to:

- Identify factors that foster a sound foundation for a successful orthopaedic sports medicine practice
- Apply strategies that allow a young orthopaedic sports medicine physician to become involved with athletic team coverage
- Identify a game plan that encourages successfully combining research with a clinical practice



2:00 – 4:00 pm

Accreditation:

The American Orthopaedic Society for Sports Medicine is accredited by the Accreditation Council for Continuing Medical Education to provide continuing medical education for physicians.

AMA/PRA:

The American Orthopaedic Society for Sports Medicine designates this educational activity for a maximum of 2 *AMA PRA Category 1 Credits*™. Physicians should only claim credit commensurate with the extent of their participation in the activity.

Program Description:

Whether in private practice, managed care, or academics – this workshop offers practical and pragmatic examples of how to succeed in sports medicine. Come listen and interact with some of the top sports medicine faculty on a variety of topics, including “How to market your practice”, “How to be successful in practice and clinical research”, and “Coding – pearls and pitfalls.” The informal small groups give everyone involved an opportunity to benefit from shared universal experiences and proven solutions.

Faculty:

- Moderator:** William N. Levine MD
Christopher S. Ahmad MD
Christopher C. Annunziata MD
William R. Beach MD
Joel L. Boyd MD
Robert H. Brophy MD
Steven B. Cohen MD
Brian J. Cole MD, MBA
Jeffrey R. Dugas MD
Raffy Mirzayan MD
Matthew T. Provencher MD
Beth Ellen Shubin-Stein MD



GENERAL INFORMATION

THURS., JULY 15 & SAT., JULY 17, 2010

ASIM REVIEWERS, YSMS WORKSHOP & GENERAL INFORMATION

GENERAL INFORMATION

LOCATION

AOSSM is excited to be bringing its Annual Meeting to Providence, Rhode Island for the first time. With a thriving arts district, a commitment to historical preservation, and a sophisticated nightlife, Providence offers a variety of entertainment options. Home to the famous Rhode Island School of Design (RISD) and a staunch supporter of the arts, Providence has become a haven for artists and entertainers. With the largest number of working artists in the country, Providence boasts an eclectic mix of galleries, theaters and museums. There's also plenty to attract the eye of the most discerning shopper. Connected to the Rhode Island Convention Center and The Westin Providence, Providence Place offers visitors a mall with more than 100 shopping, dining and entertainment options.

WaterPlace Park is the focal point of Providence's revitalized downtown. This four-acre urban park surrounding a tidal basin, features an amphitheater, landscaped terraces and boat landings and is home to many special events and concerts in the summer. Children will delight in the sights and spectacles at the Roger Williams Park Zoo and the Providence Children's Museum.

In addition, Providence is one of the hottest culinary spots in the country. Home to the world's largest culinary educator, Johnson & Wales University, Providence has more degreed chefs per capita than any other city in the U.S. and there are numerous restaurants within walking distance to all the downtown hotels.

Located at the intersection of I-95 and I-195, Providence is 40 miles from Boston (about a one hour car ride) and 185 miles from New York City (about three hours by car). Providence is also located along Amtrak's Northeast Corridor route with the high speed Acela Express train service transporting passengers to and from New York City in about two and a half hours.

For more information on Providence go to www.sportsmed.org.

AIRPORT TRANSPORTATION

The downtown area is nine miles from T.F. Green Airport and the cost of a taxi is approximately \$30.00 each way. An airport shuttle is available seven days a week from 5:00 am to 11:00 pm at a cost of \$11.00 each way. For further information on the shuttle call 888/737-7006 or 401/737-2868.

CONFERENCE CENTER PARKING

Parking at the Rhode Island Convention Center is available at the cost of \$10.00 per day or \$18.00 overnight. Your badge will serve as validation to obtain the special meeting rate.

SPOUSE / FAMILY HOSPITALITY

A hospitality room with light refreshments is located in the Westin Providence in the Agora private dining room. Hours are from 8:00 am-Noon, daily.

OFFICIAL HOUSING INFORMATION

The official meeting hotels of the AOSSM 2010 Annual Meeting include the Westin Providence (\$184), Hilton Providence (\$169), Providence Biltmore (\$184), and Providence Courtyard by Marriott (\$159). The Westin is attached to the Rhode Island Convention Center and the remaining hotels are within 1-2 blocks walking distance. Additional details on the hotels are available at www.sportsmed.org under the Education tab. Exhibits, scientific sessions and instructional courses will be held at the Rhode Island Convention Center.

Book your housing online at www.sportsmed.org or call 866/825-6090 or 312/527-7300. Identify yourself as an AOSSM 2010 Annual Meeting attendee to receive the discounted rate. Rates are guaranteed until June 14, 2010, **subject to availability**.

TRAVEL AND CAR RENTAL

CorpTrav is the official travel agency of AOSSM. Reservations can be made by calling 800/770-6697, 24 hours a day. Service fees may apply.

Special meeting rates for car rental have been secured through Hertz. You can make your reservations online at www.Hertz.com or by calling 800/654-2240. Discount code is **CV #04AQ0004**

METHODS OF REGISTRATION

Via the Internet: Visit www.sportsmed.org and process your registration.

By Fax: If you are paying by credit card, complete the registration form at the end of this program, and fax it to 847/292-4905.

By Mail: Send your completed registration form to the designated address on the registration form.

Registration deadline is June 14, 2010. Every AOSSM Annual Meeting attendee needs to present photo identification to pick-up registration materials.

REGISTRATION

Wednesday, July 14	1:00 pm - 6:00 pm
Thursday, July 15	6:15 am - 1:30 pm
Friday, July 16	6:15 am - 12:00 pm
Saturday, July 17	6:15 am - 1:00 pm
Sunday, July 18	7:30 am - 11:30 am

ON-SITE REGISTRATION

On-site registration is available for an additional charge of \$100 plus the pre-registration fee for non-members. On-site registration is available for \$100 for AOSSM members.

Registration is separate for the Pre-Conference workshop and does not include your Annual Meeting registration. Registration for one does not register you for the other.

ACCREDITATION

The American Orthopaedic Society for Sports Medicine is accredited by the Accreditation Council for Continuing Medical Education to provide continuing medical education for physicians.



The American Orthopaedic Society for Sports Medicine is recognized by the Board of Certification, Inc. to offer continuing education (CE) for certified athletic trainers (ATs).

ATTIRE

Meeting attire is casual, including all social events.

AMA / PRA

Scientific Sessions: The American Orthopaedic Society for Sports Medicine designates this educational activity for a maximum of **15 AMA PRA Category 1 Credits™**. Physicians should only claim credit commensurate with the extent of their participation in the activity.

Instructional Courses: The American Orthopaedic Society for Sports Medicine designates this educational activity for a maximum of **1.5 AMA PRA Category 1 Credits™**. Physicians should only claim credit commensurate with the extent of their participation in the activity.

How to Set-Up a Successful Sports Medicine Practice – Pearls and Pitfalls:

The American Orthopaedic Society for Sports Medicine designates this educational activity for a maximum of **2 AMA PRA Category 1 Credits™**. Physicians should only claim credit commensurate with the extent of their participation in the activity.

AOSSM & ISAKOS PRE-CONFERENCE PROGRAM

Current Concepts in Sports Medicine Surgery:

A Global Perspective on the Treatment of Sports

Injuries: The American Orthopaedic Society for Sports Medicine designates this educational activity for a maximum of **9 AMA PRA Category 1 Credits™**. Physicians should only claim credit commensurate with the extent of their participation in the activity.

BOC/CEUs

Scientific Sessions: This program has been approved for a maximum of **15 hours of Category A CE**. Athletic Trainers are responsible for claiming only those hours actually spent participating in the CE activity.

BOC Approved Provider Number: **P460**

Instructional Courses: This program has been approved for a maximum of **1.5 hours of Category A CE**. Athletic Trainers are responsible for claiming only those hours actually spent participating in the CE activity.

BOC Approved Provider Number: **P460**

AOSSM & ISAKOS PRE-CONFERENCE PROGRAM

Current Concepts in Sports Medicine Surgery:

A Global Perspective on the Treatment of Sports

Injuries: This program has been approved for a maximum of **9 hours of Category A CE**. Athletic Trainers are responsible for claiming only those hours actually spent participating in the CE activity.

BOC Approved Provider Number: **P460**

DISCLAIMER

The material presented in this continuing medical education program is being made available by the American Orthopaedic Society for Sports Medicine for educational purposes only. This material is not intended to represent the only, nor necessarily the best, methods or procedures appropriate for the medical situation discussed, but rather is intended to present an approach, view, statement, or opinion of the authors or presenters, which may be helpful, or of interest, to other practitioners. AOSSM is not responsible for expenses incurred by an individual who is not confirmed and for whom space is not available at the meeting. Costs incurred by the registrant, such as airline or hotel fees or penalties, are the responsibility of the registrant.

DISCLOSURE STATEMENT

In accordance with the standards of the Accreditation Council for Continuing Medical Education (ACCME), it is the policy of the American Orthopaedic Society for Sports Medicine that faculty and planners disclose to the learners all financial relationships during the past twelve months with any commercial interest (any entity producing, marketing, re-selling, or distributing health care goods or services consumed by, or used on, patients). Any and all disclosures will be provided in the final program that is distributed at the meeting to program participants. In accordance with AOSSM policy, faculty participation in this educational activity is predicated upon timely submission and review of AOSSM disclosures. Non-compliance results in faculty being stricken from the program.

EXHIBITS

Exhibits will be located in Hall C on Level 3 of the Rhode Island Convention Center. A complete listing of commercial exhibitors, including exhibit hours, will be printed in the final program. Continental breakfast and coffee breaks will be held in the exhibit hall. Admission to the exhibit hall requires a badge. Children under 16 are not permitted into the exhibit hall. **The AOSSM attendee raffle will be located in the exhibit hall.**

GENERAL SESSION

The **General Session and Concurrent Session A** will be held in Ballroom A–E on Level 5 of the Rhode Island Convention Center.

Concurrent Session

Concurrent Session B will be held in Hall D on Level 3 of the Rhode Island Convention Center.

AOSSM 2010

ANNUAL MEETING

July 15–18, 2010 > Providence, RI

ANNUAL MEETING ONLINE – 2010

AOSSM will feature selected plenary sessions from the AOSSM 2010 Annual Meeting through its Web site. For \$50, participants receive online access to educational sessions containing slide presentations and speakers' voices captured at the Providence meeting. This added service is an economical way to review presentations, hear missed talks, and reference sessions at a later point during the year. To register for this service, check the Annual Meeting Online box on the registration form in this program.

INSTRUCTIONAL COURSES

Concurrent Instructional Courses are offered Thursday, July 15, 2010 through Saturday, July 17, 2010 from 6:45–8:15 am. Locations are included in the final program, as well as on tickets received at the time of registration. Attendance in instructional courses is **by ticket only**. The instructional course fee is \$60. An individual must register and pay the fee in order to enroll. This fee is applicable to ALL registrants. The **Instructional Course Final Program is available on disk only at a price of \$50**. Those who chose not to purchase one will be provided faculty handouts for each instructional course for which they register. Some instructional courses may have limited capacity, and space is assigned as registrations are received. **NO REFUNDS FOR INSTRUCTIONAL COURSES WILL BE ISSUED.**

PROGRAM INFORMATION

The American Orthopaedic Society for Sports Medicine attests that the person(s) responsible for the development of this educational activity did so independently and were not influenced by commercial supporters.

REFUND POLICY

Refunds will be subject to a non-refundable \$150 processing fee. Requests for refunds must be received in writing in the Society office by June 14, 2010. **NO REFUNDS WILL BE ISSUED AFTER June 14, 2010 FOR REGISTRATION FEES, INSTRUCTIONAL COURSES, OR SOCIAL EVENTS.**

QUESTIONS

Contact the AOSSM Society office at 847/292–4900 (toll free at 877/321–3500), or fax 847/292–4905, or e-mail at aossm@aossm.org.



SOCIAL
FUNCTIONS



AOSSM 2010
 > ANNUAL MEETING
 July 15–18, 2010 > Providence, RI

THURSDAY, JULY 15, 2010

HISTORIC AND SCENIC NEWPORT, RHODE ISLAND

12:00 – 5:00 pm

An overview of Newport, which is rich in history and spectacular “summer cottages” is provided through a 45 minute driving tour that takes you through beautiful coastal scenery and unique architecture. You’ll tour the most famous of Newport’s mansions, including The Breakers – an Italian Renaissance Style 70 room estate. After the mansion tour there will be free time for shopping at scenic Brick Marketplace and Bowen’s Wharf in Newport’s thriving downtown waterfront. A box lunch will be provided. Recommended for ages 12 and up.

Cost: \$115

WELCOME RECEPTION

Supported by BREG, Inc.

6:30 – 8:00 pm

Join us for an informal outdoor gathering at the Rhode Island Convention Center. This reception is an AOSSM tradition that offers a highly enjoyable evening for renewing acquaintances and socializing. A full complement of beverages and appetizers is provided in addition to child friendly activities. Everyone and their families are welcome to attend.

NO FEE

FRIDAY, JULY 16, 2010

ROGER WILLIAMS PARK ZOO TOUR AND ANIMAL ENCOUNTER

12:00 - 4:30 pm

Visit one of the oldest zoos in the country – Roger Williams Park Zoo, which has numerous activities to please both adults and children, including a penguin exhibit, a sea lion pool, a North American bison exhibit and a Children’s Nature Center. The group will be greeted by trained educators who will provide an overview of the Zoo highlighting areas of interest. There will be a private area of the actors group “Wild Bunch” performing puppet shows, storytelling and Animal Encounters that provide an up close and personal experience with each animal. The bus ride is 10 minutes from the Rhode Island Convention Center. A box lunch will be provided.

Cost:: Adults	\$115
Children	\$110
(3 years and up)	
2 years and under	NO FEE

GOLF FOR RESEARCH & EDUCATION

Supported by DJO Inc.

1:30 pm (shotgun start)

The Montaup Country Club has been selected as the site for the 21st Annual Golf Tournament. The course is approximately 40 minutes from the Rhode Island Convention Center and transportation will be provided. The tournament is open to men and women, members and nonmembers. Pre-registration is required. The registration fee for each player is \$110 (box lunch included). DJO will generously match each players fees with a grant to sports medicine research and education. Last year the tournament sponsored by DJO, Inc, raised more than \$10,000 for sports medicine education and research. Please indicate your participation, handicap, transportation, club rental needs and any pairing requirements on the meeting registration form.

Cost: \$110

SATURDAY, JULY 17, 2010

FEDERAL HILL CULINARY TOUR

9:00 am – 12:00 pm

Federal Hill has been the center of business and culture for Providence’s Italian population since the turn of the century. The Hill features numerous restaurants and shops, recognized as among the finest Rhode Island has to offer. Your private guided tour will visit traditional and modern Italian bakeries. You’ll also visit butchers, poultry markets and specialty markets, and be provided with numerous and delicious samplings along the way. In addition, you’ll learn tips and advice on Italian cooking and how to use the wonderful ingredients found in the Federal Hill Shops. This tour is very limited and is one of the most popular in Providence so you are encouraged to book early. Recommended for ages 10 and up.

Cost: \$105

A NIGHT WITH WATERFIRE

6:30 – 10:30 pm

WaterFire Providence is a multi-sensory experience that will engage and intrigue every member of the family. This series of bonfires installed on the three rivers of downtown Providence encourages visitors to stroll the city and take in the aromatic wood smoke, flickering firelight and enchanting music. Various events and performances can be found along the water. Lighting is just after sunset and prior to that attendees will enjoy a buffet dinner, entertainment and children’s activities in a private tented area. This event is unique for all attendees.

NO FEE

ALL FEES ARE IN US DOLLARS

ONGOING DAILY ACTIVITIES

CYBER CAFÉ

A Cyber Café is available to all attendees. Computer terminals are available with high speed Internet access any time of day.

**Register
Now!**

A N N U A L AOSSM & AAOS Review Course for Subspecialty Certification in Orthopaedic Sports Medicine

August 6–8, 2010

Marriott Chicago Downtown Magnificent Mile
Chicago, Illinois

Course Highlights

- Three-day course with renown faculty participation
- Comprehensive preparation for ABOS subspecialty certification in orthopaedic sports medicine
- In-depth review of key sports medicine topics

As an added bonus, attendees receive
AOSSM's Self Assessment Version 5—
both the online and print format—
for just \$145!*



Advance registration closes July 19, 2010

An additional fee of \$100 will be added for on-site registration.

Visit www.sportsmed.org today for registration and housing details.



The American Orthopaedic
Society for Sports Medicine

AAOS

AMERICAN ACADEMY OF
ORTHOPAEDIC SURGEONS

6300 North River Road, Suite 500 • Rosemont, IL 60018
Toll Free Phone: 877/321-3500 • Phone: 847/292-4900 • Fax: 847/292-4905

* Only the print version of Self Assessment 5 counts toward the MOC™ requirements established by ABOS.



UPCOMING MEETINGS



➤ 2010

**ANNUAL AOSSM & AAOS REVIEW COURSE FOR
SUBSPECIALTY CERTIFICATION IN ORTHOPAEDIC SPORTS MEDICINE**
Chicago Marriott Downtown Magnificent Mile, Chicago, IL
August 6–8, 2010

ADVANCED TEAM PHYSICIAN COURSE
Grand Hyatt Washington, Washington, DC
December 9–12, 2010

➤ 2011

AOSSM 2011 SPECIALTY DAY
San Diego, CA
Saturday, February 19, 2011
**All registrations will be handled by AAOS*

AOSSM 2011 ANNUAL MEETING
Manchester Grand Hyatt, San Diego, CA
July 7–10, 2011

**ANNUAL AOSSM & AAOS REVIEW COURSE FOR SUBSPECIALTY
CERTIFICATION IN ORTHOPAEDIC SPORTS MEDICINE**
Chicago Marriott Downtown Magnificent Mile, Chicago, IL
August 5–7, 2011

➤ 2012

AOSSM 2012 SPECIALTY DAY
San Francisco, CA
Saturday, February 11, 2012
**All registrations will be handled by AAOS*

AOSSM 2012 ANNUAL MEETING
Baltimore Convention Center, Baltimore, MD
July 12–15, 2012

**ANNUAL AOSSM & AAOS REVIEW COURSE FOR SUBSPECIALTY
CERTIFICATION IN ORTHOPAEDIC SPORTS MEDICINE**
Fairmont Chicago, Chicago, IL
August 10–12, 2012

➤ 2013

AOSSM 2013 ANNUAL MEETING
Sheraton Chicago Hotel and Towers, Chicago, IL
July 11–14, 2013

➤ 2014

AOSSM 2014 ANNUAL MEETING
Washington State Convention & Trade Center, Seattle, WA
July 10–13, 2014

➤ 2015

AOSSM 2015 ANNUAL MEETING
Hilton Orlando Bonnet Creek, Orlando, FL
July 9–12, 2015

**AOSSM ABSTRACT
SUBMISSIONS**
AOSSM 2011 Specialty Day
February 19, 2011

To submit an abstract for the AOSSM 2011 Specialty Day program, please visit the AOSSM Web site at www.sportsmed.org/abstracts and follow the directions. Deadline for submissions is May 15, 2010. Abstracts will only be accepted via the Internet. No exceptions will be made for late abstracts.



Current Concepts in Sports Medicine Surgery: A Global Perspective on the Treatment of Sports Injuries

JULY 14, 2010 • PROVIDENCE, RHODE ISLAND, USA • Convention Center — Hall B—Level 3

Note: The pre-conference registration fee does not include registration for the AOSSM Annual Meeting. Registration for entrance into the AOSSM Annual Meeting must be completed separately. Requests for refunds must be received in writing to the AOSSM office by June 14, 2010 and are subject to a \$150 non-refundable processing fee. No refunds will be issued after June 14, 2010.

	SHOULDER GROUPS		KNEE GROUPS	
Group	#101	101 AM 101 PM	#107	107 AM 107 PM
Lead Instructor		Augustus D. Mazzocca MD, MS		James H. Lubowitz MD
Lab Instructors		Dan Guttman MD Thomas R. Hackett MD		Donald H. Johnson MD Jason L. Koh MD
Equipment Provided by		Arthrex		Arthrex
Registration Limit		8 (per session)		8 (per session)
Group	#102	102 AM 102 PM	#108	108 AM 108 PM
Lead Instructor		Sherwin S.W. Ho MD, BA		Jefferey Michaelson MD
Lab Instructors		Frank O. Bonnarens Jr, MD David J. Schneider MD		Keith W. Lawhorn MD Christopher C. Kaeding MD
Equipment Provided by		Biomet Sports Medicine		Biomet Sports Medicine
Registration Limit		8 (per session)		8 (per session)
Group	#103	103 AM 103 PM	#109	109 AM 109 PM
Lead Instructor		Jeffrey S. Abrams MD		Nicholas A. Sgaglione MD
Lab Instructors		Mark J. Albritton MD John Randle MD		Craig R. Bottoni MD F. Alan Barber MD
Equipment Provided by		ConMed Linvatec		ConMed Linvatec
Registration Limit		8 (per session)		8 (per session)
Group	#104	104 AM 104 PM	#110	110 AM 110 PM
Lead Instructor		Laurence D. Higgins MD		John C. Richmond MD
Lab Instructors		Mark H. Getelman MD Paul J. Favorito MD		David Diduch MD David M. Lintner MD
Equipment Provided by		DePuy Mitek		DePuy Mitek
Registration Limit		8 (per session)		8 (per session)
Group	#105	105 AM 105 PM	#111	111 AM 111 PM
Lead Instructor		Michael A. Terry MD		Moises Cohen MD, PhD
Lab Instructors		Larry D. Field MD William B. Workman MD		Darren L. Johnson MD, BS Ronald M. Selby MD
Equipment Provided by		Smith & Nephew		Smith & Nephew
Registration Limit		8 (per session)		8 (per session)
Group	#106	106 AM 106 PM	#112	112 AM 112 PM
Lead Instructor		Matthew T. Provencher MD		Mark E. Steiner MD
Lab Instructors		Brian D. Busconi MD James O'Holleran MD		Paul M. Sethi MD Armando F. Vidal MD
Equipment Provided by		Stryker		Stryker
Registration Limit		8 (per session)		8 (per session)



AOSSM & ISAKOS PRE-CONFERENCE PROGRAM REGISTRATION FORM

Online Registration available at www.sportsmed.org

Advance Registration closes June 14, 2010.

On-Site registration will be available for the **LIVE SURGICAL**

DEMONSTRATIONS for a surcharge of \$100 added to the pre-registration fees.

On-site registrations for the shoulder and knee labs may be available in very limited opportunities. Inquiries should be made to the AOSSM Society office. All refunds are subject to a \$150 non-refundable processing fee. Registration is separate for the Pre-Conference workshop and does not include your Annual Meeting registration. Registration for one does not register you for the other.

1. INFORMATION: I am a member of the following (all applicable): AOSSM ISAKOS

NAME	PLEASE TYPE OR PRINT CLEARLY	DEGREE
ADDRESS		
CITY	STATE	ZIP
OFFICE PHONE	OFFICE FAX	
E-MAIL		

2. CONFERENCE REGISTRATION: Please select registration type and clearly mark your selection in the right column. Please reference **page 28** of the registration form for Shoulder and Knee Lab Groups. Please designate using the "Group" number and AM or PM (as listed on **page 28**) for example 101AM. If a **Group** choice is not selected, AOSSM will assign one to you.

REGISTRATION TYPE Maximum lab enrollment is 80 per lab.		MEMBER	NONMEMBER
Select an Option A B C D	Live Surgical Demonstration	<input type="checkbox"/> \$300	<input type="checkbox"/> \$400
	Single Lab Session – <input type="checkbox"/> Knee or <input type="checkbox"/> Shoulder	\$1,000	\$1,200
	1 st Choice <input type="text"/> 2 nd Choice <input type="text"/> 3 rd Choice <input type="text"/>	<input type="checkbox"/>	<input type="checkbox"/>
	Combination – Single Lab and All Live Surgical Demonstrations	\$1,200	\$1,400
	1 st Choice <input type="text"/> 2 nd Choice <input type="text"/> 3 rd Choice <input type="text"/>	<input type="checkbox"/>	<input type="checkbox"/>
Combination – One Knee Lab Session and One Shoulder Lab Session	Knee Session	\$2,000	\$2,400
	1 st Choice <input type="text"/> 2 nd Choice <input type="text"/> 3 rd Choice <input type="text"/>	<input type="checkbox"/>	<input type="checkbox"/>
Shoulder Session	1 st Choice <input type="text"/> 2 nd Choice <input type="text"/> 3 rd Choice <input type="text"/>	<input type="checkbox"/>	<input type="checkbox"/>
		<input type="checkbox"/>	<input type="checkbox"/>
LEARNING LUNCH TIME SURGICAL DEMONSTRATIONS Complimentary box lunch is available for attendees who register for the Live Surgical Demonstrations or one of the combination sessions. Please indicate if you are planning to attend.		N/C	N/C
VISA LETTER Visa letters are available upon request and will be sent Federal Express.		<input type="checkbox"/> \$45	<input type="checkbox"/> \$45
TOTAL ENCLOSED All fees are in US dollars			

3. PREFERENCE: Please complete the following questions that pertain to your registration.

Partner Preference: _____

How many procedures do you perform each year? Shoulder _____ Knee _____

Shoulder Lab: Preferred Position: Beach Chair Lateral

4. PAYMENT INFORMATION: Mail form and payment to AOSSM, P.O. Box 74613, Chicago, IL 60675-4613. Make check payable in U.S. Dollars to American Orthopaedic Society for Sports Medicine (AOSSM) or provide credit card information and **fax form to 847/292-4905**. Your canceled check is your receipt. Check Enclosed Visa Mastercard American Express

CARD NUMBER	EXP. DATE	CSV CODE
NAME (AS IT APPEARS ON CARD)		
SIGNATURE (I AGREE TO PAY ACCORDING TO THE CREDIT CARD ISSUER AGREEMENT)		DATE

ADVANCE REGISTRATION FORM

Online Registration available at www.sportsmed.org • Advance Registration closes June 14, 2010.
On-Site registration will be available for a surcharge of \$100 added to the pre-registration fees.

AOSSM 2010

ANNUAL MEETING

July 15–18, 2010 > Providence, RI

NAME		PLEASE TYPE OR PRINT CLEARLY		DEGREE	
SPOUSE/GUEST NAME			IF ATTENDING		
CHILDREN (NAMES AND AGES)			IF ATTENDING		
ADDRESS					
CITY		STATE		ZIP	
OFFICE PHONE			OFFICE FAX		
E-MAIL					

REGISTRATION CATEGORIES AND FEES All fees below are listed in US Dollars (The cost of meeting registration does not include hotel)

A) Meeting Registration

	OFFICIAL HOUSING	**OTHER HOTEL	
<input type="checkbox"/> Member	N/C	\$100	<input type="text"/>
<input type="checkbox"/> Non-Member MD	\$700	\$800	<input type="text"/>
<input type="checkbox"/> Resident /Fellow	\$300	\$400	<input type="text"/>
<input type="checkbox"/> Allied Health	\$300	\$400	<input type="text"/>
<input type="checkbox"/> Faculty	N/C	\$100	<input type="text"/>

A) Registration Subtotal

B) Instructional Courses and Workshops

Instructional Courses

IC registrations are non-refundable. On-Site registration is subject to availability.

	IC NUMBER	
<input type="checkbox"/> Thursday, July 15, 2010	1 st Choice <input type="text"/>	x \$60 <input type="text"/>
	Alternate <input type="text"/>	
<input type="checkbox"/> Friday, July 16, 2010	1 st Choice <input type="text"/>	x \$60 <input type="text"/>
	Alternate <input type="text"/>	
<input type="checkbox"/> Saturday, July 17, 2010	1 st Choice <input type="text"/>	x \$60 <input type="text"/>
	Alternate <input type="text"/>	

Workshops

<input type="checkbox"/> A/SM Reviewers Workshop	A/SM Reviewers	N/C	<input type="text"/>
	Non-A/SM Reviewers	\$35	<input type="text"/>
<input type="checkbox"/> Young Sports Medicine Workshop: How to Set-Up a Successful Sports Medicine Practice – Pearls and Pitfalls		\$60	<input type="text"/>

B) Instructional Courses and Workshops Subtotal

C) Educational Resource Materials

* Instructional Course Materials Disk (Complete set of all IC handouts)	<input type="text"/>	x \$50	<input type="text"/>
Annual Meeting Online–2010	<input type="text"/>	x \$50	<input type="text"/>

C) Educational Resource Materials Subtotal

* IC Faculty will be contacted directly regarding their complimentary IC Materials.

** Note on Fee Differential: Registration costs are predicated on attendees staying at official meeting hotels on page 22. A \$100 differential is assessed to registrants staying at other hotels to offset expenses incurred. Meeting registrants will be confirmed with hotel master list.

No refunds after June 14, 2010 on any of the above registration fees. All refunds are subject to a \$150 non-refundable processing fee.

www.sportsmed.org

COMPLETE REVERSE SIDE AND MAIL OR
FAX BOTH SIDES OF THIS REGISTRATION FORM



The American Orthopaedic
Society for Sports Medicine

Phone: 847/292–4900
Fax: 847/292–4905

ADVANCE REGISTRATION FORM

Online Registration available at www.sportsmed.org • Advance Registration closes June 14, 2010.

On-Site registration will be available for a surcharge of \$100 added to the pre-registration fees.



NAME _____ PLEASE TYPE OR PRINT CLEARLY

D) Social Functions

Thursday, July 15, 2010

	NUMBER		TOTAL
Historic And Scenic Newport, Rhode Island	<input type="text"/>	\$115	<input type="text"/>
Welcome Reception	<input type="text"/>	N/C	<input type="text"/>

Friday, July 16, 2010

Roger Williams Park Zoo Tour and Animal Encounter	ADULTS <input type="text"/>	\$118	<input type="text"/>
	CHILDREN 3 AND OVER <input type="text"/>	\$110	<input type="text"/>
	CHILDREN UNDER 3 <input type="text"/>	N/C	<input type="text"/>

Golf for Research & Education \$110

Handicap Pair with _____

Need Rental Clubs Need Transportation

Saturday, July 16, 2010

Federal Hill Culinary Tour \$105

A Night with WaterFire ADULTS N/C

CHILDREN (UNDER 12 YEARS) N/C

D) Social Functions Subtotal

Fees Enclosed

A) Registration Subtotal (FROM SIDE 1)

B) Instructional Courses and Workshop Subtotal (FROM SIDE 1)

C) Educational Resource Materials (FROM SIDE 1)

D) Social Functions Subtotal (FROM SIDE 2)

TOTAL ENCLOSED All fees are in US dollars

PAYMENT IS REQUIRED WITH THE SUBMISSION OF THE REGISTRATION FORM

Mail form and payment to AOSSM, P.O. Box 74613, Chicago, IL 60675-4613. Make check payable in U.S. Dollars to American Orthopaedic Society for Sports Medicine (AOSSM) or provide credit card information and **fax form to 847/292-4905**. Your canceled check is your receipt.

Check Enclosed Visa Mastercard American Express

CARD NUMBER _____ EXP. DATE _____ CSV CODE _____

NAME (AS IT APPEARS ON CARD) _____

SIGNATURE (I AGREE TO PAY ACCORDING TO THE CREDIT CARD ISSUER AGREEMENT) _____ DATE _____

AOSSM Image/Likeness/Voice Release

I understand and agree that, as a result of participating in an AOSSM educational conference or meeting, my image, likeness or voice may be photographed and/or recorded. If family members are attending the meeting with me, their image, likeness and voice may also be photographed and/or recorded. I hereby grant irrevocable and unrestricted permission to AOSSM and its staff to use my or my family's image, likeness or performance in any medium and for any purpose they deem appropriate. I hereby waive any right to inspect or approve such use of materials. Submission of this form for meeting registration acknowledges acceptance of these terms.

No refunds after June 14, 2010 on any of the above registration fees.

Cast off for Historic Providence



AOSSM **2010**
> ANNUAL MEETING
July 15–18, 2010 > Providence, RI

ADVANCE REGISTRATION CLOSING
June 14, 2010

WWW.SPORTSMED.ORG



The American Orthopaedic
Society for Sports Medicine

6300 N. River Rd., Suite 500
Rosemont, IL 60018

Bone
and Joint
DECADE
2002-USA-2011